

**MOUNTAIN IRON CITY COUNCIL MEETING  
COMMUNITY CENTER  
MOUNTAIN IRON ROOM  
MONDAY, DECEMBER 4, 2017 - 6:30 P.M.  
A G E N D A**

- I. Roll Call
- II. Consent Agenda
  - A. Minutes of the November 20, 2017, Regular Meeting (#1-10)
  - B. Minutes of the November 28, 2017, Special Meeting (#11)
  - C. Receipts
  - D. Bills and Payroll
  - E. Communications
- III. Public Forum
- IV. Committee and Staff Reports
  - A. Mayor's Report
  - B. City Administrator's Report
  - C. Director of Public Works Report
    - 1. Rink Workers (#12)
  - D. Library Director/Special Events Coordinator's Report
  - E. Sheriff's Department Report
  - F. City Engineer's Report
    - 1. Pay Request Number 2 – Nichols Pond (#13-15)
  - G. Public Health and Safety Board
    - 1. Fire Department Hire (#16)
    - 2. Fire Department Officer Posting (#17-19)
  - H. Liaison Reports
- V. Unfinished Business
- VI. New Business
  - I. 2018 Budget (#20-37)
  - J. Resolution Number 32-17 Final Levy (#38)
  - K. Resolution Number 33-17 Final Market Rate Levy (#39)
  - L. Resolution Number 34-17 Final EDA Levy (#40)
- VII. Communications (#41-46)
- VIII. Announcements
- IX. Adjourn

# Page Number in Packet

**MINUTES  
MOUNTAIN IRON CITY COUNCIL  
November 20, 2017**

Mayor Skalko called the City Council meeting to order at 6:32p.m. with the following members present: Joe Prebeg, Jr., Alan Stanaway, Steve Skogman, Susan Tuomela, and Mayor Gary Skalko. Also present were: Craig J. Wainio, City Administrator; Tim Satrang, Director of Public Works; Amanda Inmon, Municipal Services Secretary; Sally Yuccas, Librarian Director/Special Events Director; Rod Flannigan, City Engineer; Bryan Lindsay, City Attorney and SGT John Backman, Sheriff's Department.

It was moved by Skalko and seconded by Skogman that the consent agenda be approved as follows:

1. Approve the minutes of the November 6, 2017, regular meeting as submitted.
2. That the communications be accepted and placed on file and those requiring further action by the City Council be acted upon during their proper sequence on the agenda.
3. To acknowledge the receipts for the period November 1-15, 2017, totaling \$129,944.79 (a list is attached and made a part of these minutes).
4. To authorize the payments of the bills and payroll for the period November 1-15, 2017, totaling \$425,527.27 (a list is attached and made a part of these minutes).

The motion carried.

Public Forum:

- No one spoke during forum

The Mayor reported on the following:

- Condolences to the family and friends of Roy Koski
- Condolences to the family and friends of Ruth Josephson Phaneuf

The City Administrator reported on the following:

- After last meeting it was approved to move forward with the shared services Fire Department Grant
  - Contacted Fire Marshall's Office, encouraged to identify which City the City of Mountain Iron wants to work with in regards to the Grant

Director of Public Works:

- Water line repair in Ann's Acres
- Garbage pickup scheduled for Thursday will be picked up with normal garbage pickup on Friday due to Thanksgiving Holiday

Library Director/Special Events Coordinator:

- Story time-Tuesday, November 21<sup>st</sup>
- Open Saturday, November 25<sup>th</sup> from 10-2pm
- Book to movie, Tuesday, December 5<sup>th</sup> “The Christmas Note”

Sheriff's Department:

- No formal or informal report

City Engineer:

- No formal report

City Attorney:

- No formal report

It was moved by Stanaway and seconded by Prebeg to approve Resolution #30-17; Grant Application, approving Community Development Block Grant (CDBG) application related to the Sanitary Sewer Slipling Project is authorized to be submitted to St. Louis County for its Consolidated Plan/Action Plan to the U.S Department of Housing and Urban Development (a copy is attached and made a part of these minutes). The motion carried.

It was moved by Prebeg and seconded by Tuomela to approve Resolution # 31-17; setting a public hearing to vacate the park designation on the final parcel on Garden Drive, once the parcel is vacated RGGs will provide the City with a deed to the property removing all potential claims. The hearing is set for December 18, 2017, before the City Council meeting at the Mountain Iron Community Center (a copy is attached and made a part of these minutes). The motion carried.

Councilors looked over 2018 budget:

- Councilor Prebeg asked for a Special meeting to be held before the next City Council meeting to go over the Budget and Capital Outlay projects to work towards a 0% levy.
- Councilor Stanaway agreed, stated that it should be opened to all Board and Committees Chairs, to field questions and comments regarding the budget.
- Mayor Skalko stated that 2% increase generates roughly \$25,000, the majority, roughly 70% of taxes are paid for by businesses while roughly 30% comes from residents

It was moved by Stanaway and seconded by Prebeg to set a Special Meeting to discuss the 2018 Budget on November 28<sup>th</sup> at 6:30pm at the Mountain Iron Community Center, inviting Board and Committee Chair members. The motion carried.

The council reviewed the list of communications.

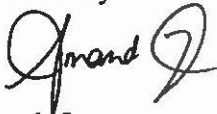
It was moved by Stanaway and seconded by Skogman to authorize the Building rental fee of \$125 be waived in the form of a donation to the Ranum benefit event/fundraiser which was held November 18, 2017 at the Mountain Iron Community Center, monies to come from Charitable Gambling. The motion carried on roll call vote.

It was moved by Prebeg and seconded by Stanaway to donate \$500 to the Mountain Iron-Buhl High School Class of 2018 for the "31<sup>st</sup> Annual All-Night Chemical Free Graduation Party," monies to come from Charitable Gambling Fund. The motion carried on roll call vote.

Councilor Tuomela requested that in the future if all donation requests could be more informative, and attach perhaps the advertisement/flyer with the request for benefits/fundraisers.

At 7:05p.m., it was moved by Skalko and seconded by Skogman that the meeting be adjourned. The motion carried.

Submitted by:



Amanda Inmon  
Municipal Services Secretary  
[www.mtniron.com](http://www.mtniron.com)

Communications:

1. Thank you from Fairview Mesabi for the contribution to their "4<sup>th</sup> Annual Golf Fundraiser."



Distribution Summary

Category	Distribution	Amount
BUILDING RENTALS	BUILDING RENTAL DEPOSITS	200.00
BUILDING RENTALS	COMMUNITY CENTER	750.00
BUILDING RENTALS	NICHOLS HALL	95.00
FINES	CRIMINAL	2,353.26
LICENSES	CIGARETTE	200.00
METER DEPOSITS	ELECTRIC	1,350.00
METER DEPOSITS	WATER	40.00
MISCELLANEOUS	BLUE CROSS/BLUE SHIELD PAYABLE	622.50
MISCELLANEOUS	REFUSE-SALE OF SCRAP METAL	221.24
MISCELLANEOUS	REIMBURSEMENTS	131.04
SPECIAL ASSESSMENTS	SPECIAL ASSESS.-BOND MONEY	5,604.16
UTILITY	UTILITY	118,377.59
		<hr/>
Grand Totals:		129,944.79

## Report Criteria:

Report type: Summary

Check.Type = {&lt;&gt;} "Adjustment"

GL Period	Check Issue Date	Check Number	Vendor Number	Payee	Check GL Account	Amount
11/17	11/27/2017	0	130180	MINNESOTA TELECOMMUNICATIONS	101-20200	577.57
11/17	11/27/2017	150872	10056	A T & T MOBILITY	101-20200	1,544.38
11/17	11/27/2017	150873	10004	ALWAYS THERE STAFFING, INC.	101-20200	1,787.45
11/17	11/27/2017	150874	10021	ARROWHEAD LIBRARY SYSTEM	101-20200	80.09
11/17	11/27/2017	150875	465	BARRY ROSIER	101-20200	100.00
11/17	11/27/2017	150876	20022	BENCHMARK ENGINEERING INC	602-20200	21,073.75
11/17	11/27/2017	150877	477	BOB & MARY NELSON	604-20200	115.73
11/17	11/27/2017	150878	170001	CENTURY LINK	101-20200	41.80
11/17	11/27/2017	150879	220003	CITY OF VIRGINIA	101-20200	64.69
11/17	11/27/2017	150880	30072	COMPUTER WORLD	101-20200	2,049.85
11/17	11/27/2017	150881	1901024	CTC	101-20200	564.60
11/17	11/27/2017	150882	40060	DELTA DENTAL OF MINNESOTA	101-20200	2,008.25
11/17	11/27/2017	150883	467	DENNIS THOMPSON	604-20200	316.48
11/17	11/27/2017	150884	469	DOUG & JOLENE SNELL	604-20200	59.36
11/17	11/27/2017	150885	476	EMILY KOENIGS	604-20200	140.02
11/17	11/27/2017	150886	50049	ESSENTIA HEALTH	604-20200	75.00
11/17	11/27/2017	150887	60017	GREG JARVELA	604-20200	37.21
11/17	11/27/2017	150888	70009	GULBRANSON EXCAVATING CO	604-20200	4,680.00
11/17	11/27/2017	150889	80037	HOMETOWN MEDIA PARTNERS	101-20200	696.00
11/17	11/27/2017	150890	1901030	KARLA KINTER	101-20200	100.00
11/17	11/27/2017	150891	474	KATIE KOCHVAR	604-20200	113.24
11/17	11/27/2017	150892	475	KIM RASMUSSEN	604-20200	136.04
11/17	11/27/2017	150893	120032	LAKE COUNTRY POWER	101-20200	214.50
11/17	11/27/2017	150894	468	LAURIE MCDERMID	604-20200	124.70
11/17	11/27/2017	150895	473	MARK CORNELIUS	604-20200	330.16
11/17	11/27/2017	150896	478	MARK LUNDBERG	601-20200	115.78
11/17	11/27/2017	150897	130164	MARKS, JEFF	604-20200	422.07
11/17	11/27/2017	150898	137	MESABI FAMILY YMCA	101-20200	200.00
11/17	11/27/2017	150899	130006	MESABI HUMANE SOCIETY	101-20200	1,500.00
11/17	11/27/2017	150900	6036	MIB ALL NIGHT GRAD PARTY	230-20200	500.00
11/17	11/27/2017	150901	1227	MICHELLE HARRIS	101-20200	100.00
11/17	11/27/2017	150902	110035	MIDWEST COMMUNICATIONS	101-20200	105.00
11/17	11/27/2017	150903	130116	MINNESOTA CITY/CO MGMT ASSOC.	101-20200	120.00
11/17	11/27/2017	150904	140026	MINNESOTA ENERGY RESOURCES	602-20200	1,820.88
11/17	11/27/2017	150905	130082	MINNESOTA MAYORS ASSOCIATION	101-20200	30.00
11/17	11/27/2017	150906	130008	MINNESOTA MUNICIPAL UTILITIES	604-20200	1,612.00
11/17	11/27/2017	150907	130009	MINNESOTA POWER (ALLETE INC)	604-20200	97,348.02
11/17	11/27/2017	150909	130084	MN DEPARTMENT OF HEALTH	101-20200	315.00
11/17	11/27/2017	150910	130015	MOUNTAIN IRON PUBLIC UTILITIES	101-20200	15,818.32
11/17	11/27/2017	150911	479	NICOLE MURPHY	230-20200	125.00
11/17	11/27/2017	150912	140052	NORTHEAST SERVICE COOPERATIVE	101-20200	81,071.00
11/17	11/27/2017	150913	150022	OTIS-MAGIE INS. AGENCY INC	101-20200	204.00
11/17	11/27/2017	150914	160066	PACE ANALYTICAL SERVICES	602-20200	204.00
11/17	11/27/2017	150915	160038	PITNEY BOWES GLOBAL FINANCIAL	101-20200	254.97
11/17	11/27/2017	150916	180004	RANGE COOPERATIVES	101-20200	15.00
11/17	11/27/2017	150917	471	REGINA KUGEL	604-20200	40.17
11/17	11/27/2017	150918	472	ROBERT PARKS	604-20200	232.71
11/17	11/27/2017	150919	466	SCOTT SALONEK	101-20200	200.00
11/17	11/27/2017	150920	470	SEAN WALTERS	604-20200	124.41
11/17	11/27/2017	150921	190010	SEPPI BROTHERS	101-20200	2,025.00
11/17	11/27/2017	150922	190002	ST LOUIS COUNTY AUDITOR	603-20200	175.00
11/17	11/27/2017	150923	1152	ST LOUIS COUNTY PHHS	604-20200	71.00
11/17	11/27/2017	150924	220004	VIRGINIA DEPARTMENT OF PUBLIC	604-20200	47,504.14

GL Period	Check Issue Date	Check Number	Vendor Number	Payee	Check GL Account	Amount
11/17	11/27/2017	150925	220020	VISA OR AMERICAN BANK CC PMT	101-20200	8,487.92
11/17	11/27/2017	150926	240001	XEROX CORPORATION	101-20200	58.98
11/17	11/28/2017	150927	130009	MINNESOTA POWER (ALLETE INC)	604-20200	105.48
11/17	11/28/2017	150928	130084	MN DEPARTMENT OF HEALTH	101-20200	525.00
11/17	11/28/2017	150929	190002	ST LOUIS COUNTY AUDITOR	603-20200	19,836.25
11/17	11/29/2017	150930	120006	L & M SUPPLY	604-20200	1,143.40
11/17	11/29/2017	150931	130180	MINNESOTA TELECOMMUNICATIONS	101-20200	577.57
11/17	11/29/2017	150932	160066	PACE ANALYTICAL SERVICES	601-20200	34.00
11/17	11/29/2017	150933	210001	UNITED ELECTRIC COMPANY	604-20200	4,776.11

## Grand Totals:

	324,829.07
PPE 10/20	113,304.24
PPE-11/3	68,664.96
SALES & USE TAX-OCTOBER	<u>20,699.00</u>
TOTAL EXPENDITURES	<u>\$425,527.27</u>



# CITY OF MOUNTAIN IRON

"TACONITE CAPITAL OF THE WORLD"

PHONE: 218-748-7570 • FAX: 218-748-7573 • [www.mtniron.com](http://www.mtniron.com)  
8586 ENTERPRISE DRIVE SOUTH • MOUNTAIN IRON, MN • 55768-8260

## RESOLUTION NUMBER 30-17

### APPROVING COMMUNITY DEVELOPMENT BLOCK GRANT APPLICATION

**WHEREAS**, St. Louis County is preparing a Consolidated Plan/Action Plan to meet application requirements for the Community Development Block Grant (CDBG) program, and other Community Planning and Development (CPD) programs, and


**WHEREAS**, St. Louis County has requested CDBG-eligible projects from participating communities for inclusion in the Action Plan, and

**WHEREAS**, it is found that the project meets the benefiting low and moderate income persons federal objective of the CDBG program and is prioritized by the community as a high priority need.

**NOW THEREFORE, BE IT RESOLVED BY THE COUNCIL OF THE CITY OF MOUNTAIN IRON, MINNESOTA**, that the Mountain Iron CDBG application related to the Sanitary Sewer Slipling Project is hereby authorized to be submitted to St. Louis County for inclusion in St. Louis County's Consolidated Plan/Action Plan to the U.S. Department of Housing and Urban Development, and that the City Administrator is hereby authorized to execute all documents, agreements, or contracts which result from this application to St. Louis County.

**DULY ADOPTED BY THE CITY COUNCIL THIS 20<sup>th</sup> DAY OF NOVEMBER, 2017.**

ATTEST:

  
\_\_\_\_\_  
City Administrator  
\_\_\_\_\_  
Mayor Gary Skalko





# CITY OF MOUNTAIN IRON

"TACONITE CAPITAL OF THE WORLD"

PHONE: 218-748-7570 • FAX: 218-748-7573 • [www.mtniron.com](http://www.mtniron.com)  
8586 ENTERPRISE DRIVE SOUTH • MOUNTAIN IRON, MN • 55768-8260

## RESOLUTION NUMBER 31-17

### SETTING A PUBLIC HEARING ON A VACATION

**WHEREAS**, the City Council pursuant to Minnesota Statute §412.851 desires to consider the vacation of the park designation for the following:

That part of the Plat of SOUTH GROVE ADDITION to the City of Mountain Iron designated in said plat as "Park" except those parts described as follows:

- (a) Beginning at the Northeast Corner of Outlot A in Plat of SOUTH GROVE ADDITION TO MOUNTAIN IRON and assuming the East line of Outlot A to bear North 03 degrees 37 minutes 32 seconds West; thence North 03 degrees 37 minutes 32 seconds West 168.98 feet; thence South 85 degrees 57 minutes 38 seconds West parallel to the North line of said plat 111.23 feet; thence Southwesterly 31.55 feet along a tangential curve concave to the Southeast, radius of 20.00 feet and a central angle of 90 degrees 23 minutes 10 seconds; thence South 04 degrees 25 minutes 32 seconds East tangent to said curve 149.71 feet to the Northwest Corner of said Outlot A; thence North 85 degrees 34 minutes 28 seconds East along the North line of Outlot A 129.00 feet to the Point of Beginning, containing 0.50 acres. AND EXCEPT
- (b) Beginning at the northeast corner of Lot 1 Block 12 of said SOUTH GROVE ADDITION; thence North 04 degrees 25 minutes 32 seconds West along the northerly extension of the east line of said Lot 1 for a distance of 203.29 feet to the north line of said PARK; thence South 85 degrees 57 minutes 38 seconds West along said north line for a distance of 765.52 feet to the northwest corner of said PARK; thence South 04 degrees 25 minutes 32 seconds East along the west line 208.45 feet to the southwest corner of said PARK; thence North 85 degrees 34 minutes 28 seconds East along the south line of said PARK 756.50 feet to the point of beginning.

All as shown on Exhibit A attached hereto, the area vacated being marked in dots.

**NOW THEREFORE, BE IT RESOLVED BY THE CITY COUNCIL OF MOUNTAIN IRON, MINNESOTA:**

1. The Council will consider the vacation of such park designation and a public hearing shall be held on such proposed vacation on the 18<sup>th</sup> day of December, 2017, before

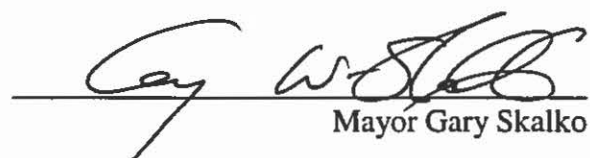
the City Council in the Community Center located at 8586 Enterprise Drive South at 6:30 pm.

2. The City Administrator is hereby directed to give published, posted and mailed notice of such hearing as required by law.

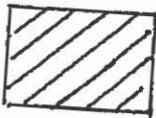
**DULY ADOPTED BY THE CITY COUNCIL THIS 20th DAY OF NOVEMBER, 2017.**

ATTEST:

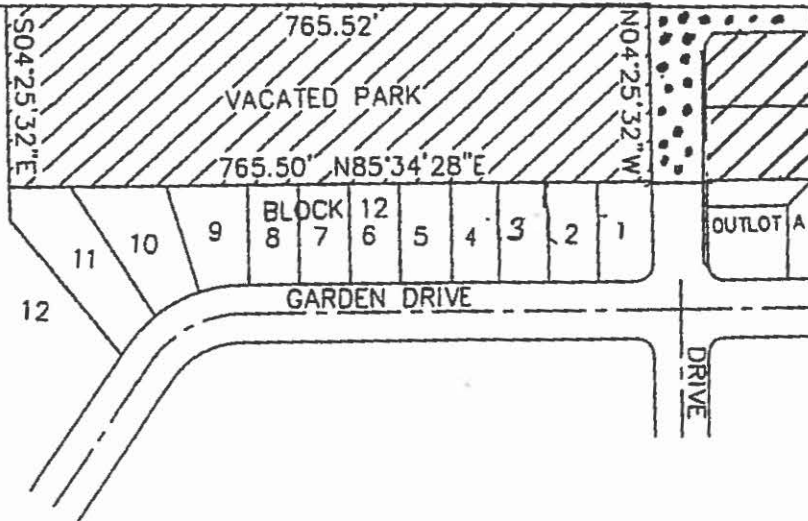

  
\_\_\_\_\_  
City Administrator

  
\_\_\_\_\_  
Mayor Gary Skalko

Previously  
Vacated



To Be  
Vacated



EXHIBIT

A

MINUTES  
SPECIAL MEETING  
MOUNTAIN IRON CITY COUNCIL  
NOVEMBER 28, 2017

Mayor Gary Skalko called the City Council special meeting to order at 6:33p.m. with the following members present: Joe Prebeg, Jr., Alan Stanaway, Steve Skogman, and Susan Tuomela. Also present were: Craig Wainio, City Administrator; Tim Satrang, Director of Public Works; and Sally Yuccas, Library Director/Special Events Coordinator.

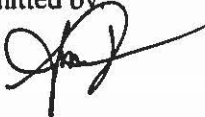
The special meeting was called to review the 2018 Proposed Budget.

The following comments were made when reviewing the budget:

- Mayor Skalko stated that there was an increase from the 2017 to 2018, discussion ensued regarding increase regarding revenue.
  - City Administrator stated that reason for the increase in the revenue are due to the Intergovernmental Aid and 2.1% Levy
- Councilors reviewed the expenditure portion of the budget
  - Increase of 2.7% in Administrative department due to healthcare increase, anticipating an 18% increase in rates next year
  - Increase in Government department, due to retiree healthcare rate increases
  - Decrease in the Fire Department due to no longer having to fund the Fireman's Relief Fund, has been taken over by PERA, added that portion back to operations
- Councilors reviewed the rest of the budget
  - Majority of increase is due to healthcare rate increases, which include pension and retirement contribution
  - Discussion ensued regarding Refunding Bonds and Debt Service Fund
  - Councilor Prebeg stated that he wanted to discuss the Capital Improvement Budget, to help get a 0% Levy, look to cut roughly \$25,000 from this portion of the budget
- Councilor Skogman stated he would rather do 2% increase which is reasonable, rather do small increase now than do a bigger further down the road to cover healthcare increases and other budget requirements
- City Administrator is recommended for the long term stability of the City that the 2.0% increase be approved

At 7:28p.m., it was moved by Skalko and seconded by Skogman that the special meeting be adjourned. The motion carried.

Submitted by:



Amanda Inmon  
Municipal Services Secretary

[www.mtniron.com](http://www.mtniron.com)



**COUNCIL LETTER 120417-IVC1**

**PARKS AND RECREATION**

**RINK WORKERS**

**DATE:** November 30, 2017  
**FROM:** Tim Satrang  
Director of Public Works  
  
Craig J. Wainio  
City Administrator

---

Staff recommends hiring the following for temporary seasonal employment:

Casey Kitner\*

Arin Marks\*

Connie Murphy\*

Colin Poitra

Bryce Wainio

\* Rink attendants in 2016-2017



## **BENCHMARK ENGINEERING, INC.**

CIVIL AND ENVIRONMENTAL ENGINEERING • PLANNING  
MINING • LAND SURVEYING • LAND DATA BASE MAPPING

8878 Main Street • P.O. Box 261  
Mt. Iron, MN 55768-0261  
tel: 218-735-8914 • fax: 218-735-8923  
email: info@bm-eng.com

**November 27, 2017**

**Mr. Craig Wainio, City Administrator  
City of Mountain Iron  
8586 South Enterprise Drive  
Mountain Iron, MN 55768**

**Re: Nichols Wastewater Pond Decommissioning  
City of Mountain Iron  
Project No.: MI15-05**

**Dear Mr. Wainio;**

**Enclosed please find Pay Request No. 2 for the Nichols Wastewater Pond Decommissioning project in the amount of \$18,481.30, for approval at your next scheduled City Council meeting. This amount includes withholding 5% retainage on work completed to date.**

**Please refer to the enclosed pay request breakdown for a summary of items completed.**

**If you have any questions or need additional information please do not hesitate to contact me.**

**Sincerely,  
Benchmark Engineering, Inc.**

  
**Alan J. Johnson, P.E.**

**Project Engineer  
Enclosure  
Pc: Tim Horn, Veit Company**

**RECOMMENDATION OF PAYMENT**No. 2

Owner's Project No.: \_\_\_\_\_

Engineer's Project No.: MI15-05Project: Reconstruction of Mountain Iron DriveCONTRACTOR: Veit Company, 1100 West Gary Street, Duluth, MN 55808For Period Ending: November 27, 2017

To: City of Mountain Iron  
Owner

Attached hereto is the CONTRACTOR's Application for Payment for Work accomplished under the Contract through the date indicated above. The application meets the requirements of the Contract Documents for the payment or work completed as of the date of this Application.

In accordance with the Contract the undersigned recommends payment to the CONTRACTOR of the amount due as shown below.

BENCHMARK ENGINEERING, INC.Dated November 27, 2017By \_\_\_\_\_  
**STATEMENT OF WORK**

Original Contract Price	\$ <u>593,330.84</u>	Work & Materials to Date	\$ <u>199,628.65</u>
Net Change Orders	\$ <u>-12,116.00</u>	Amount Retained (5%)	\$ <u>9,981.43</u>
Current Contract Price	\$ <u>581,214.84</u>	Subtotal	\$ <u>189,647.22</u>
		Previous Payments	\$ <u>171,165.92</u>
		Amount Due this Payment	\$ <u>18,481.30</u>



PAY REQUEST NO. 2  
CITY OF MOUNTAIN IRON, MINNESOTA  
PROJECT NO: M115-05  
NICHOLS WASTEWATER POND DECOMMISSIONING

DATE: November 27, 2017

SPEC. NO.	ITEM	UNITS	ESTIMATED QUANTS	VEIT COMPANIES DULUTH, MN				
				UNIT COST	QUANTITY THIS PERIOD	QUANTITY LAST PERIOD	QUANTITY TO DATE	TOTAL AMOUNT
2021.501	MOBILIZATION	LUMP SUM	1.0	\$37,875.00		0.50	0.50	\$18,937.50
2101.511	CLEARING AND GRUBBING	LUMP SUM	1.0	\$23,245.00		0.80	0.80	\$18,596.00
							0.00	
2104.501	REMOVE PIPE SEWER	LIN. FT.	1710.0	\$15.70			0.00	\$0.00
2104.501	REMOVE VALVES	EACH	3.0	\$217.00		1.95	1.95	\$423.15
2104.501	ABANDON PIPE IN PLACE	EACH	2.0	\$1,195.00			0.00	\$0.00
2104.501	ABANDON MONITORING WELLS	EACH	4.0	\$1,693.00		4.00	4.00	\$6,772.00
2104.507	REMOVE CONCRETE HEADWALL/PAD	EACH	4.0	\$1,204.00		2.00	2.00	\$2,408.00
2104.509	REMOVE MANHOLE OR CATCH BASIN	EACH	3.0	\$989.00		3.00	3.00	\$2,967.00
2104.509	REMOVE CONCRETE OUTLET STRUCTURE	EACH	1.0	\$767.00			0.00	\$0.00
2104.509	REMOVE LIFT STATION	EACH	1.0	\$2,852.00		1.00	1.00	\$2,852.00
							0.00	
2105.501	COMMON EXCAVATION	CU. YD.	10014.0	\$6.00		4005.60	4005.60	\$24,033.60
2105.503	SLUDGE EXCAVATION	CU. YD.	7215.6	\$11.50		2886.24	2886.24	\$33,191.76
2105.535	SALVAGE TOPSOIL	CU. YD.	4265.2	\$7.75		1706.08	1706.08	\$13,222.12
2105.601	DEWATERING	LUMP SUM	1.0	\$17,352.00		0.30	0.30	\$5,205.60
2105.604	GEOTEXTILE FABRIC TYPE V	SQ. YD.	890.7	\$1.50		890.70	890.70	\$1,336.05
2105.604	GEOTEXTILE FABRIC TYPE IV	SQ. YD.	1346.2	\$1.80			0.00	\$0.00
							0.00	
2221.503	AGGREGATE BASE (CV), CLASS 5	CU. YD.	198.9	\$34.30		198.90	198.90	\$6,822.27
	SWAMP PADS	LIN. FT.	568.0	\$137.00	142.00	198.80	340.80	\$46,689.60
							0.00	
2506.601	CONSTRUCT 200'X50' CLAY LINED SUMP	EACH	2.0	\$5,250.00		1.00	1.00	\$5,250.00
2511.501	CLASS 2 FIELD STONE (SWALE CONSTRUCTION)	CU. YD.	673.1	\$34.80			0.00	\$0.00
2563.601	TRAFFIC CONTROL	LUMP SUM	1.0	\$2,822.00		1.00	1.00	\$2,822.00
2573.502	SILT FENCE, TYPE PREASSEMBLED	LIN. FT.	7500.0	\$1.20		6750.00	6750.00	\$8,100.00
2575.502	SEED, MIXTURE EMERGENT WETLAND	ACRE	19.1	\$3,704.00			0.00	\$0.00
2575.502	SEED, MIXTURE WET MEADOW	ACRE	2.9	\$3,363.00			0.00	\$0.00
2575.502	SEED, MIXTURE DRY PRAIRIE	ACRE	10.6	\$2,565.00			0.00	\$0.00
2575.502	SEED, MIXTURE STORM WATER NORTHEAST	ACRE	0.3	\$3,850.00			0.00	\$0.00
2575.523	EROSION CONTROL BLANKET, CAT. 3	SQ. YD.	244.9	\$3.50			0.00	\$0.00
2575.525	TURF REINFORCEMENT MAT, CAT. 3	SQ. YD.	244.9	\$9.70			0.00	\$0.00
2575.555	TURF ESTABLISHMENT	LUMP SUM	1.0	\$15,959.00			0.00	\$0.00
2575.555	VEGETATIVE MAINTENANCE 2018	LUMP SUM	1.0	\$14,250.00			0.00	\$0.00
2575.555	VEGETATIVE MAINTENANCE 2019	LUMP SUM	1.0	\$14,250.00			0.00	\$0.00

ORIGINAL CONTRACT PRICE: \$593,330.84  
CHANGE ORDER NO. 1: -\$12,116.00  
CURRENT CONTRACT PRICE: \$581,214.84

COMPLETED TO DATE: \$199,628.65  
LESS RETAINAGE: (\$9,981.43)  
SUBTOTAL PAY REQUEST #2: \$189,647.22  
LESS PREVIOUS PAYMENTS: -\$171,165.92  
TOTAL PAY REQUEST #2: \$18,481.30

*Ala J. Johnson*

**COUNCIL LETTER 120417-IVG1**

**PUBLIC HEALTH AND SAFETY**

**FIREFIGHTER HIRE**

**DATE:** November 30, 2017

**FROM:** Public Health and Safety Board

Gerry Knapper  
Fire Chief

Craig J. Wainio  
City Administrator

---

The Public Health and Safety Board recommends that the City Council authorize the hiring of Casey Kitner to the position of firefighter contingent upon passing a physical, aptitude test and a background check.

**COUNCIL LETTER 120417-IVG2**

**PUBLIC HEALTH AND SAFETY**

**OFFICER POSTING**

**DATE:** November 30, 2017

**FROM:** Public Health and Safety Committee

Gerry Knapper  
Fire Chief

Craig J. Wainio  
City Administrator

---

As per City Policy Number 2008-02 regarding the selection of officers for the Fire Department, two officer's positions expire at the end of the year, the Fire Chief and Fire Captain Safety Officer. Also as a part of the referenced policy it is stated that the City will internally post for these positions. Therefore, the Public Health and Safety Committee is recommending that the City Council authorize the posting for the positions of Fire Chief and Fire Captain Safety Officer. Enclosed are the postings for your consideration.

## **CITY OF MOUNTAIN IRON**

### **INTERNAL POSTING**

#### **FIRE CHIEF**

The City of Mountain Iron is accepting applications for the position of Fire Chief for the term to expire on December 31, 2020. This position reports to the City Administrator.

Responsibilities for this position are described in the Fire Chief Position Analysis.

Applications will be accepted until 4:00 p.m., December 20, 2017. Submit applications to Craig J. Wainio, City Administrator.

**CITY OF MOUNTAIN IRON**

**INTERNAL POSTING**

**FIRE CAPTAIN SAFETY OFFICER**

The City of Mountain Iron is accepting applications for the position of Fire Captain Safety Officer for the term to expire on December 31, 2020. This position reports to the Assistant Fire Chief.

Responsibilities for this position are described in the Fire Captain's Safety Officer Position Analysis.

Applications will be accepted until 4:00 p.m., December 20, 2017. Submit applications to Craig J. Wainio, City Administrator.



**COUNCIL LETTER 120417-VIA**

**ADMINISTRATION**

**2018 BUDGET**

**DATE:** November 30, 2017

**FROM:** Craig J. Wainio  
City Administrator

---

At this meeting, the City Council is required to adopt the 2018 budget and set the final levy for 2018.

First, the City Council needs to adopt the 2018 Budget. Enclosed is a copy of the proposed budget for 2018.

Second, the City Council is to consider the adoption of Resolution setting the general levy for 2018. Enclosed is Resolution Number 32-17 approving the general levy. This Resolution reflects 2.1% increase in the levy.

Third, the City Council is to consider the adoption of Resolution Number 33-17 setting the market rate levy for 2018. The market rate levy is used to cover the payments for the community center bonds. Resolution Number 33-17 reflects the amount needed to cover the bond payment for 2018 and is exactly the same as last year.

Lastly, Resolution Number 34-17 sets the EDA levy for 2018. This Resolution reflects a levy of the same amount as last year which generates approximately \$12,000 for the EDA. It is recommended that the City Council adopt Resolution Number 24-17 as presented.

# BUDGET SUMMARY

## CITY OF MOUNTAIN IRON

EXPENDITURES	2017 Budget	2018 Budget	Difference	Percent
Administration	\$ 615,000.00	\$ 633,500.00	\$ 18,500.00	3.0%
Public Safety	\$ 668,500.00	\$ 662,500.00	\$ (6,000.00)	-0.9%
Public Works	\$ 993,000.00	\$ 1,003,000.00	\$ 10,000.00	1.0%
Culture and Rec	\$ 478,000.00	\$ 483,000.00	\$ 5,000.00	1.0%
General Government	\$ 1,072,494.00	\$ 1,100,417.00	\$ 27,923.00	2.6%
<b>TOTAL</b>	<b>\$ 3,826,994.00</b>	<b>\$ 3,882,417.00</b>	<b>\$ 55,423.00</b>	<b>1.4%</b>

### REVENUE

Taxes	\$ 125,811.00	\$ 125,811.00	\$ -	0.0%
Intergovernmental Aid	\$ 2,286,205.00	\$ 2,315,628.00	\$ 29,423.00	1.3%
General Revenue	\$ 208,000.00	\$ 209,000.00	\$ 1,000.00	0.5%
<b>TOTAL</b>	<b>\$ 2,620,016.00</b>	<b>\$ 2,650,439.00</b>	<b>\$ 30,423.00</b>	<b>1.2%</b>

<b>GENERAL LEVY</b>	<b>\$ 1,206,978.00</b>	<b>\$ 1,231,978.00</b>	<b>\$ 25,000.00</b>	<b>2.1%</b>
---------------------	------------------------	------------------------	---------------------	-------------

**BUDGET SUMMARY  
CITY OF MOUNTAIN IRON  
REVENUE**

<b>GENERAL REVENUE</b>	<b>2017 Budget</b>	<b>2018 Budget</b>	<b>Difference</b>	<b>Percent</b>
Lic. & Permits	\$ 30,000.00	\$ 25,000.00	\$ (5,000.00)	-16.7%
Charges for Service	\$ 60,000.00	\$ 65,000.00	\$ 5,000.00	8.3%
Fines	\$ 12,000.00	\$ 12,000.00	\$ -	0.0%
Interest	\$ 8,000.00	\$ 10,000.00	\$ 2,000.00	25.0%
Refunds	\$ 95,000.00	\$ 95,000.00	\$ -	0.0%
General	\$ 3,000.00	\$ 2,000.00	\$ (1,000.00)	-33.3%
<b>Subtotal</b>	<b>\$ 208,000.00</b>	<b>\$ 209,000.00</b>	<b>\$ 1,000.00</b>	<b>0.5%</b>
<b>INTERGOVERNMENTAL REVENUE</b>				
Local Government Aid	\$ 1,301,205.00	\$ 1,330,075.00	\$ 28,870.00	2.2%
Taconite Production Tax	\$ 530,000.00	\$ 537,730.00	\$ 7,730.00	1.5%
Taconite Municipal Aid	\$ 330,000.00	\$ 320,106.00	\$ (9,894.00)	-3.0%
Mining Effects Tax	\$ 105,000.00	\$ 107,717.00	\$ 2,717.00	2.6%
Other	\$ 20,000.00	\$ 20,000.00	\$ -	0.0%
<b>Subtotal</b>	<b>\$ 2,286,205.00</b>	<b>\$ 2,315,628.00</b>	<b>\$ 29,423.00</b>	<b>1.3%</b>
<b>TAXES</b>				
Tax Levy	\$ 1,206,978.00	\$ 1,231,978.00	\$ 25,000.00	2.1%
Market Rate Levy	\$ 83,811.00	\$ 83,811.00	\$ -	0.0%
Misc. Taxes	\$ 20,000.00	\$ 20,000.00	\$ -	0.0%
Franchise	\$ 22,000.00	\$ 22,000.00	\$ -	0.0%
<b>Subtotal</b>	<b>\$ 1,332,789.00</b>	<b>\$ 1,357,789.00</b>	<b>\$ 25,000.00</b>	<b>1.9%</b>
<b>Total</b>	<b>\$ 3,826,994.00</b>	<b>\$ 3,882,417.00</b>	<b>\$ 55,423.00</b>	<b>1.4%</b>

**BUDGET  
CITY OF MOUNTAIN IRON  
REVENUE**

<b>TAXES</b>		<b>2015 ACTUAL</b>	<b>2015 ACTUAL</b>	<b>2017 BUDGET</b>	<b>2017 YTD</b>	<b>2018 BUDGET</b>	<b>%</b>
Tax Levy	\$	937,735.00	\$ 937,735.00	\$ 1,206,978.00	\$ 541,098.00	\$ 1,231,978.00	2.1%
Bond Levy	\$	338,446.00	\$ 338,446.00	\$ 83,811.00	\$ 195,694.00	\$ 83,811.00	0.0%
Misc Taxes	\$	3,806.00	\$ 3,806.00	\$ 20,000.00	\$ 29,006.00	\$ 20,000.00	0.0%
Franchise	\$	23,404.00	\$ 23,404.00	\$ 22,000.00	\$ 17,240.00	\$ 22,000.00	0.0%
<b>TOTAL</b>	<b>\$</b>	<b>1,303,391.00</b>	<b>\$ 1,303,391.00</b>	<b>\$ 1,332,789.00</b>	<b>\$ 783,038.00</b>	<b>\$ 1,357,789.00</b>	<b>1.9%</b>

**INTERGOVERNMENTAL REVENUE**

LGA	\$	1,292,966.00	\$ 1,292,966.00	\$ 1,301,205.00	\$ 649,223.00	\$ 1,330,075.00	2.2%
Tac. Prod Aid	\$	602,476.00	\$ 602,476.00	\$ 530,000.00	\$ 274,246.00	\$ 537,730.00	1.5%
Tac. Aid	\$	390,076.00	\$ 390,076.00	\$ 330,000.00	\$ 376,975.00	\$ 320,106.00	-3.0%
Mining Effects	\$	113,292.00	\$ 113,292.00	\$ 105,000.00	\$ 54,686.00	\$ 107,717.00	2.6%
Misc. Aid	\$	93,741.00	\$ 93,741.00	\$ 20,000.00	\$ 7,829.00	\$ 20,000.00	0.0%
<b>TOTAL</b>	<b>\$</b>	<b>2,492,551.00</b>	<b>\$ 2,492,551.00</b>	<b>\$ 2,286,205.00</b>	<b>\$ 1,362,959.00</b>	<b>\$ 2,315,628.00</b>	<b>1.3%</b>

**GENERAL REVENUE**

Lic. & Permits	\$	24,301.00	\$ 24,301.00	\$ 30,000.00	\$ 22,352.00	\$ 25,000.00	-16.7%
Charges for Service	\$	117,713.00	\$ 117,713.00	\$ 60,000.00	\$ 143,030.00	\$ 65,000.00	8.3%
Fines	\$	12,378.00	\$ 12,378.00	\$ 12,000.00	\$ 13,630.00	\$ 12,000.00	0.0%
Interest	\$	20,456.00	\$ 20,456.00	\$ 8,000.00	\$ 47,024.00	\$ 10,000.00	25.0%
Refunds	\$	121,932.00	\$ 121,932.00	\$ 95,000.00	\$ 74,499.00	\$ 95,000.00	0.0%
General	\$	2,099.00	\$ 2,099.00	\$ 3,000.00	\$ 1,863.00	\$ 2,000.00	-33.3%
<b>TOTAL</b>	<b>\$</b>	<b>298,879.00</b>	<b>\$ 298,879.00</b>	<b>\$ 208,000.00</b>	<b>\$ 302,398.00</b>	<b>\$ 209,000.00</b>	<b>0.5%</b>

<b>TOTAL</b>	<b>\$</b>	<b>4,094,821.00</b>	<b>\$ 4,094,821.00</b>	<b>\$ 3,826,994.00</b>	<b>\$ 2,448,395.00</b>	<b>\$ 3,882,417.00</b>	<b>1.4%</b>
--------------	-----------	---------------------	------------------------	------------------------	------------------------	------------------------	-------------

**BUDGET SUMMARY  
CITY OF MOUNTAIN IRON  
EXPENDITURES**

DEPARTMENT	2017 Budget	2018 Budget	Difference	Percent
City Council	\$ 26,000.00	\$ 25,000.00	\$ (1,000.00)	-3.8%
Administration	\$ 555,000.00	\$ 570,000.00	\$ 15,000.00	2.7%
Election	\$ -	\$ 4,500.00	\$ 4,500.00	100.0%
Assessing	\$ -	\$ -	\$ -	0.0%
Planning & Zoning	\$ 34,000.00	\$ 34,000.00	\$ -	0.0%
Sheriffs	\$ 525,000.00	\$ 525,000.00	\$ -	0.0%
Fire Protection	\$ 109,000.00	\$ 103,000.00	\$ (6,000.00)	-5.5%
Emergency Management	\$ 11,000.00	\$ 11,000.00	\$ -	0.0%
Animal Control	\$ 23,500.00	\$ 23,500.00	\$ -	0.0%
Streets	\$ 775,000.00	\$ 785,000.00	\$ 10,000.00	1.3%
Buildings	\$ 218,000.00	\$ 218,000.00	\$ -	0.0%
Campground	\$ 60,000.00	\$ 62,000.00	\$ 2,000.00	3.3%
Recreation	\$ 237,000.00	\$ 240,000.00	\$ 3,000.00	1.3%
Government	\$ 386,100.00	\$ 470,100.00	\$ 84,000.00	21.8%
Library	\$ 181,000.00	\$ 181,000.00	\$ -	0.0%
Transfers	\$ 686,394.00	\$ 630,317.00	\$ (56,077.00)	-8.2%
Total	\$ 3,826,994.00	\$ 3,882,417.00	\$ 55,423.00	1.4%

**BUDGET**  
**CITY OF MOUNTAIN IRON**  
**GOVERNMENT OPERATIONS**

<b>CITY COUNCIL</b>		2015 ACTUAL	2016 ACTUAL	2017 BUDGET	2017 YTD	2018 BUDGET	%
Council Salaries	\$	20,400.00	\$ 20,400.00	\$ 20,400.00	\$ 15,300.00	\$ 20,400.00	0%
Other	\$	2,789.00	\$ 2,459.00	\$ 5,600.00	\$ 1,886.00	\$ 4,600.00	-18%
<b>TOTAL</b>	<b>\$</b>	<b>23,189.00</b>	<b>\$ 22,859.00</b>	<b>\$ 26,000.00</b>	<b>\$ 17,186.00</b>	<b>\$ 25,000.00</b>	<b>-4%</b>

**ADMINISTRATION**

Salaries	\$	209,152.00	\$ 273,875.00	\$ 220,000.00	\$ 214,932.00	\$ 220,000.00	0%
Payroll Taxes	\$	38,600.00	\$ 44,915.00	\$ 35,000.00	\$ 34,714.00	\$ 35,000.00	0%
Insurance-Group	\$	61,050.00	\$ 108,392.00	\$ 110,000.00	\$ 85,399.00	\$ 125,000.00	14%
Insurance-General	\$	22,451.00	\$ 27,844.00	\$ 40,000.00	\$ 27,694.00	\$ 40,000.00	0%
Independent Audit	\$	30,400.00	\$ 25,000.00	\$ 25,000.00	\$ 25,000.00	\$ 25,000.00	0%
Engineering Fees	\$	19,850.00	\$ 7,318.00	\$ 30,000.00	\$ 4,945.00	\$ 30,000.00	0%
Legal Fees	\$	54,229.00	\$ 49,843.00	\$ 45,000.00	\$ 34,636.00	\$ 45,000.00	0%
Communications	\$	28,112.00	\$ 25,399.00	\$ 20,000.00	\$ 17,809.00	\$ 20,000.00	0%
Supplies	\$	4,904.00	\$ 5,664.00	\$ 5,000.00	\$ 2,676.00	\$ 5,000.00	0%
Operations	\$	37,985.00	\$ 55,122.00	\$ 25,000.00	\$ 38,917.00	\$ 25,000.00	0%
<b>TOTAL</b>	<b>\$</b>	<b>506,733.00</b>	<b>\$ 623,372.00</b>	<b>\$ 555,000.00</b>	<b>\$ 486,722.00</b>	<b>\$ 570,000.00</b>	<b>3%</b>

**ELECTION**

Salaries	\$	-	\$ 2,850.00	\$ -	\$ 3,000.00	100%
Operations	\$	-	\$ 1,445.00	\$ -	\$ 1,500.00	100%
<b>TOTAL</b>	<b>\$</b>	<b>-</b>	<b>\$ 4,295.00</b>	<b>\$ -</b>	<b>\$ 4,500.00</b>	<b>0%</b>

**BUDGET  
CITY OF MOUNTAIN IRON  
GOVERNMENT OPERATIONS**

<b>ASSESSING</b>	<b>2015 ACTUAL</b>	<b>2016 ACTUAL</b>	<b>2017 BUDGET</b>	<b>2017 YTD</b>	<b>2018 BUDGET</b>	<b>%</b>
Contract Services	\$ -	\$ -	\$ -	\$ -	\$ -	0%
Operations	\$ -	\$ 158.00	\$ -	\$ -	\$ -	0%
<b>TOTAL</b>	<b>\$ -</b>	<b>\$ 158.00</b>	<b>\$ -</b>	<b>\$ -</b>	<b>\$ -</b>	<b>0%</b>

**PLANNING & ZONING**

Salaries	\$ 18,297.00	\$ 27,952.00	\$ 25,000.00	\$ 17,047.00	\$ 25,000.00	0%
Payroll Taxes	\$ 1,976.00	\$ 3,253.00	\$ 3,000.00	\$ 2,025.00	\$ 3,000.00	0%
Operations	\$ 3,432.00	\$ 3,129.00	\$ 6,000.00	\$ 1,857.00	\$ 6,000.00	0%
<b>TOTAL</b>	<b>\$ 23,705.00</b>	<b>\$ 34,334.00</b>	<b>\$ 34,000.00</b>	<b>\$ 20,929.00</b>	<b>\$ 34,000.00</b>	<b>0%</b>

**ADMINISTRATION**

<b>TOTAL</b>	<b>\$ 553,627.00</b>	<b>\$ 685,018.00</b>	<b>\$ 615,000.00</b>	<b>\$ 524,837.00</b>	<b>\$ 633,500.00</b>	<b>3%</b>
--------------	----------------------	----------------------	----------------------	----------------------	----------------------	-----------

**BUDGET**  
**CITY OF MOUNTAIN IRON**  
**PUBLIC SAFETY**

<b>POLICE PROTECTION</b>	2015 ACTUAL	2016 ACTUAL	2017 BUDGET	2017 YTD	2018 BUDGET	%
Contract Services	\$ 510,000.00	\$ 510,000.00	\$ 510,000.00	\$ 382,500.00	\$ 510,000.00	0%
Other Expenditures	\$ 21,072.00	\$ 32,521.00	\$ 15,000.00	\$ 28,423.00	\$ 15,000.00	0%
<b>TOTAL</b>	<b>\$ 531,072.00</b>	<b>\$ 542,521.00</b>	<b>\$ 525,000.00</b>	<b>\$ 410,923.00</b>	<b>\$ 525,000.00</b>	<b>0%</b>

**FIRE PROTECTION**

Salaries	\$ 31,827.00	\$ 28,589.00	\$ 28,000.00	\$ 22,175.00	\$ 28,000.00	0%
Payroll Taxes	\$ 6,384.00	\$ 4,759.00	\$ 4,000.00	\$ 3,886.00	\$ 4,000.00	0%
Training	\$ 15,072.00	\$ 18,606.00	\$ 20,000.00	\$ 13,608.00	\$ 20,000.00	0%
Maintenance	\$ 66,144.00	\$ 25,128.00	\$ 16,000.00	\$ 14,741.00	\$ 16,000.00	0%
Operations	\$ 23,001.00	\$ 48,191.00	\$ 30,000.00	\$ 38,135.00	\$ 35,000.00	17%
Firemen's Relief	\$ -	\$ -	\$ 11,000.00	\$ -	\$ -	0%
<b>TOTAL</b>	<b>\$ 142,428.00</b>	<b>\$ 125,273.00</b>	<b>\$ 109,000.00</b>	<b>\$ 92,545.00</b>	<b>\$ 103,000.00</b>	<b>-6%</b>

**EMERGENCY MANAGEMENT**

Plan Update	\$ 11,600.00	\$ 3,400.00	\$ 10,000.00	\$ 3,400.00	\$ 10,000.00	0%
Operations	\$ 25.00	\$ 19,225.00	\$ 1,000.00	\$ 500.00	\$ 1,000.00	0%
<b>TOTAL</b>	<b>\$ 11,625.00</b>	<b>\$ 22,625.00</b>	<b>\$ 11,000.00</b>	<b>\$ 3,900.00</b>	<b>\$ 11,000.00</b>	<b>0%</b>

**ANIMAL CONTROL**

Contact Services	\$ 18,000.00	\$ 19,500.00	\$ 23,000.00	\$ 15,000.00	\$ 23,000.00	0%
Operations	\$ 77.00	\$ 136.00	\$ 500.00	\$ 136.00	\$ 500.00	0%
<b>TOTAL</b>	<b>\$ 18,077.00</b>	<b>\$ 19,636.00</b>	<b>\$ 23,500.00</b>	<b>\$ 15,136.00</b>	<b>\$ 23,500.00</b>	<b>0%</b>

**PUBLIC SAFETY**

<b>TOTAL</b>	<b>\$ 703,202.00</b>	<b>\$ 710,055.00</b>	<b>\$ 668,500.00</b>	<b>\$ 522,504.00</b>	<b>\$ 662,500.00</b>	<b>-1%</b>
--------------	----------------------	----------------------	----------------------	----------------------	----------------------	------------



**BUDGET**  
**CITY OF MOUNTAIN IRON**  
**PUBLIC WORKS**

<b>STREETS</b>		2015 ACTUAL	2016 ACTUAL	2017 BUDGET	2017 YTD	2018 BUDGET	%
Salaries	\$	325,976.00	\$ 367,949.00	\$ 360,000.00	\$ 267,389.00	\$ 360,000.00	0%
Payroll Taxes	\$	53,665.00	\$ 60,704.00	\$ 55,000.00	\$ 44,363.00	\$ 55,000.00	0%
Insurance-Group	\$	118,873.00	\$ 103,863.00	\$ 150,000.00	\$ 76,444.00	\$ 160,000.00	7%
Utilities	\$	51,473.00	\$ 51,978.00	\$ 55,000.00	\$ 37,405.00	\$ 55,000.00	0%
Maintenance	\$	81,490.00	\$ 172,027.00	\$ 85,000.00	\$ 112,285.00	\$ 85,000.00	0%
Supplies	\$	31,325.00	\$ 34,667.00	\$ 40,000.00	\$ 24,849.00	\$ 35,000.00	-13%
Operations	\$	31,132.00	\$ 45,109.00	\$ 30,000.00	\$ 35,879.00	\$ 35,000.00	17%
<b>TOTAL</b>	<b>\$</b>	<b>693,934.00</b>	<b>\$ 836,297.00</b>	<b>\$ 775,000.00</b>	<b>\$ 598,614.00</b>	<b>\$ 785,000.00</b>	<b>1%</b>
<b>BUILDINGS</b>							
Salaries	\$	73,489.00	\$ 77,061.00	\$ 69,000.00	\$ 58,616.00	\$ 69,000.00	0%
Payroll Taxes	\$	11,206.00	\$ 12,208.00	\$ 11,000.00	\$ 9,243.00	\$ 11,000.00	0%
Insurance-Group	\$	11,212.00	\$ 4,262.00	\$ 30,000.00	\$ 1,209.00	\$ 25,000.00	-17%
Utilities	\$	37,003.00	\$ 38,713.00	\$ 45,000.00	\$ 27,349.00	\$ 45,000.00	0%
Communications	\$	2,767.00	\$ 1,672.00	\$ 2,000.00	\$ 1,347.00	\$ 2,000.00	0%
Supplies	\$	23,151.00	\$ 33,691.00	\$ 30,000.00	\$ 26,149.00	\$ 30,000.00	0%
Operations	\$	46,320.00	\$ 65,221.00	\$ 31,000.00	\$ 57,806.00	\$ 36,000.00	16%
<b>TOTAL</b>	<b>\$</b>	<b>205,148.00</b>	<b>\$ 232,828.00</b>	<b>\$ 218,000.00</b>	<b>\$ 181,719.00</b>	<b>\$ 218,000.00</b>	<b>0%</b>
<b>PUBLIC WORKS</b>							
<b>TOTAL</b>	<b>\$</b>	<b>899,082.00</b>	<b>\$ 1,069,125.00</b>	<b>\$ 993,000.00</b>	<b>\$ 780,333.00</b>	<b>\$ 1,003,000.00</b>	<b>1%</b>

**BUDGET**  
**CITY OF MOUNTAIN IRON**  
**CULTURE AND RECREATION**

<b>CAMPGROUND</b>	2015 ACTUAL	2016 ACTUAL	2017 BUDGET	2017 YTD	2018 BUDGET	%
Salaries	\$ 27,466.00	\$ 31,057.00	\$ 22,000.00	\$ 27,400.00	\$ 24,000.00	9%
Payroll Taxes	\$ 3,289.00	\$ 4,185.00	\$ 4,000.00	\$ 3,503.00	\$ 4,000.00	0%
Insurance-Group	\$ 3,769.00	\$ 6,911.00	\$ 3,000.00	\$ 5,578.00	\$ 3,000.00	0%
Utilities	\$ 10,211.00	\$ 10,192.00	\$ 8,000.00	\$ 5,728.00	\$ 8,000.00	0%
Operations	\$ 31,501.00	\$ 40,732.00	\$ 22,000.00	\$ 39,057.00	\$ 22,000.00	0%
Advertising	\$ 100.00	\$ 100.00	\$ 1,000.00	\$ 100.00	\$ 1,000.00	0%
<b>TOTAL</b>	<b>\$ 76,336.00</b>	<b>\$ 93,177.00</b>	<b>\$ 60,000.00</b>	<b>\$ 81,366.00</b>	<b>\$ 62,000.00</b>	<b>3%</b>

**RECREATION DEPARTMENT**

Salaries	\$ 92,728.00	\$ 91,045.00	\$ 107,000.00	\$ 75,629.00	\$ 105,000.00	-2%
Payroll Taxes	\$ 12,596.00	\$ 13,648.00	\$ 13,000.00	\$ 10,910.00	\$ 13,000.00	0%
Insurance-Group	\$ 21,649.00	\$ 26,146.00	\$ 33,000.00	\$ 20,352.00	\$ 34,000.00	3%
Utilities	\$ 9,429.00	\$ 7,801.00	\$ 11,000.00	\$ 5,714.00	\$ 11,000.00	0%
Maintenance	\$ 3,886.00	\$ 10,714.00	\$ 10,000.00	\$ 9,865.00	\$ 10,000.00	0%
Operations	\$ 27,089.00	\$ 33,004.00	\$ 22,000.00	\$ 28,768.00	\$ 25,000.00	14%
Baseball/Softball	\$ 12,861.00	\$ 11,911.00	\$ 6,000.00	\$ 11,911.00	\$ 7,000.00	17%
Special Events	\$ 64,276.00	\$ 31,957.00	\$ 35,000.00	\$ 28,998.00	\$ 35,000.00	0%
<b>TOTAL</b>	<b>\$ 244,514.00</b>	<b>\$ 226,226.00</b>	<b>\$ 237,000.00</b>	<b>\$ 192,147.00</b>	<b>\$ 240,000.00</b>	<b>1%</b>

**LIBRARY**

Salaries	\$ 87,546.00	\$ 86,301.00	\$ 88,000.00	\$ 63,953.00	\$ 88,000.00	0%
Payroll Taxes	\$ 13,475.00	\$ 13,692.00	\$ 12,000.00	\$ 10,258.00	\$ 12,000.00	0%
Insurance-Group	\$ 34,394.00	\$ 22,223.00	\$ 40,000.00	\$ 17,172.00	\$ 40,000.00	0%
Utilities	\$ 5,570.00	\$ 5,147.00	\$ 8,000.00	\$ 3,803.00	\$ 8,000.00	0%
Books	\$ 19,154.00	\$ 23,211.00	\$ 20,000.00	\$ 13,774.00	\$ 20,000.00	0%
Communications	\$ 3,222.00	\$ 3,738.00	\$ 3,000.00	\$ 2,638.00	\$ 3,000.00	0%
Operations	\$ 12,509.00	\$ 19,330.00	\$ 10,000.00	\$ 11,647.00	\$ 10,000.00	0%
<b>TOTAL</b>	<b>\$ 175,870.00</b>	<b>\$ 173,642.00</b>	<b>\$ 181,000.00</b>	<b>\$ 123,245.00</b>	<b>\$ 181,000.00</b>	<b>0%</b>

**CULTURE AND RECREATION**

<b>TOTAL</b>	<b>\$ 496,720.00</b>	<b>\$ 493,045.00</b>	<b>\$ 478,000.00</b>	<b>\$ 396,758.00</b>	<b>\$ 483,000.00</b>	<b>1%</b>
--------------	----------------------	----------------------	----------------------	----------------------	----------------------	-----------

**BUDGET**  
**CITY OF MOUNTAIN IRON**  
**GENERAL GOVERNMENT**

<b>GENERAL GOVERNMENT</b>	<b>2015 ACTUAL</b>	<b>2016 ACTUAL</b>	<b>2017 BUDGET</b>	<b>2017 YTD</b>	<b>2018 BUDGET</b>	<b>%</b>
Cash Short and Over	\$ (8.00)	\$ (29.00)	\$ 10.00	\$ (17.00)	\$ 10.00	0%
Cemeteries	\$ 4,500.00	\$ 4,500.00	\$ 9,000.00	\$ 4,500.00	\$ 12,000.00	33%
Retire/Pension Contrib.	\$ 201,730.00	\$ 382,445.00	\$ 250,000.00	\$ 288,015.00	\$ 330,000.00	32%
Public Expense	\$ 11,274.00	\$ 1,532.00	\$ 7,990.00	\$ 1,103.00	\$ 7,990.00	0%
Promotion and Tourism	\$ 1,600.00	\$ 1,641.00	\$ 3,000.00	\$ 1,641.00	\$ 3,000.00	0%
EMT Equipment	\$ 2,484.00	\$ 13,159.00	\$ 15,000.00	\$ 12,430.00	\$ 15,000.00	0%
Intergovernmental Coop	\$ 1,551.00	\$ -	\$ -	\$ -	\$ -	0%
Contribution - QCJRA	\$ 6,577.00	\$ 6,577.00	\$ 6,600.00	\$ 6,577.00	\$ 6,600.00	0%
Planning	\$ 2,187.00	\$ 751.00	\$ 5,000.00	\$ 751.00	\$ 5,000.00	0%
Televised Meetings	\$ 18,050.00	\$ 18,050.00	\$ 20,000.00	\$ 17,300.00	\$ 20,000.00	0%
TCBDA	\$ 46,679.00	\$ 51,841.00	\$ 52,000.00	\$ 37,019.00	\$ 52,000.00	0%
Mineview in the Sky	\$ 2,500.00	\$ -	\$ -	\$ -	\$ -	0%
Tax Abatement	\$ 10,000.00	\$ 17,500.00	\$ 17,500.00	\$ 10,000.00	\$ 18,500.00	6%
Heart of Continent	\$ -	\$ -	\$ -	\$ -	\$ -	0%
<b>TOTAL</b>	<b>\$ 309,124.00</b>	<b>\$ 497,967.00</b>	<b>\$ 386,100.00</b>	<b>\$ 379,319.00</b>	<b>\$ 470,100.00</b>	<b>22%</b>
<b>TRANSFERS</b>						
Capital Improvement	\$ 472,155.00	\$ 403,135.00	\$ 371,394.00	\$ 302,351.00	\$ 360,317.00	-3%
Mining Effects	\$ 50,000.00	\$ 50,000.00	\$ 50,000.00	\$ 50,000.00	\$ 50,000.00	0%
OPEB	\$ -	\$ -	\$ -	\$ -	\$ -	0%
Debt Service	\$ 280,000.00	\$ 265,000.00	\$ 265,000.00	\$ 198,750.00	\$ 220,000.00	-17%
<b>TOTAL</b>	<b>\$ 802,155.00</b>	<b>\$ 718,135.00</b>	<b>\$ 686,394.00</b>	<b>\$ 551,101.00</b>	<b>\$ 630,317.00</b>	<b>-8%</b>
<b>GENERAL GOVERNMENT</b>						
<b>TOTAL</b>	<b>\$ 1,111,279.00</b>	<b>\$ 1,216,102.00</b>	<b>\$ 1,072,494.00</b>	<b>\$ 930,420.00</b>	<b>\$ 1,100,417.00</b>	<b>3%</b>
<b>TOTAL EXPENDITURES</b>	<b>\$ 3,763,910.00</b>	<b>\$ 4,173,345.00</b>	<b>\$ 3,826,994.00</b>	<b>\$ 3,154,852.00</b>	<b>\$ 3,882,417.00</b>	<b>1%</b>

**CITY OF MOUNTAIN IRON**  
**CHARITABLE GAMBLING**

REVENUE	2015 ACTUAL	2016 ACTUAL	2017 BUDGET	2017 YTD	2018 BUDGET
Interest Earnings	\$ 7.00	\$ 31.00	\$ 10.00	\$ 28.00	\$ 10.00
Gambling Proceeds	\$ 6,170.00	\$ 3,589.00	\$ 4,000.00	\$ 2,320.00	\$ 4,000.00
 TOTAL REVENUE	 \$ 6,177.00	 \$ 3,620.00	 \$ 4,010.00	 \$ 2,348.00	 \$ 4,010.00
 EXPENSES					
Allowable Expenditures	\$ 5,450.00	\$ 4,650.00	\$ 4,010.00	\$ 3,650.00	\$ 4,010.00
Administration	\$ -	\$ -	\$ -	\$ -	\$ -
 TOTAL EXPENSES	 \$ 5,450.00	 \$ 4,650.00	 \$ 4,010.00	 \$ 3,650.00	 \$ 4,010.00

**CITY OF MOUNTAIN IRON**  
**DEBT SERVICE FUND**

REVENUE	2015 ACTUAL	2016 ACTUAL	2017 BUDGET	2017 YTD	2018 BUDGET
Interest Earnings	\$ 20,520.00	\$ 5,636.00	\$ 15,000.00	\$ 11,970.00	\$ 15,000.00
Special Assessments	\$ 54,676.00	\$ 127,612.00	\$ 50,000.00	\$ 115,217.00	\$ 50,000.00
Electric Fund	\$ 16,000.00	\$ -	\$ -	\$ -	\$ -
Water Fund	\$ 28,000.00	\$ 28,000.00	\$ 20,000.00	\$ 21,000.00	\$ 35,000.00
Refuse and Recycling Fund	\$ -	\$ -	\$ -	\$ -	\$ -
WWTP Fund	\$ 10,633.00	\$ 37,026.00	\$ 37,000.00	\$ 37,026.00	\$ 37,000.00
Bond Proceeds	\$ -	\$ 575,000.00	\$ -	\$ -	\$ -
General Fund	\$ 280,000.00	\$ 265,000.00	\$ 265,000.00	\$ 198,750.00	\$ 220,000.00
<b>TOTAL REVENUE</b>	<b>\$ 409,829.00</b>	<b>\$ 1,038,274.00</b>	<b>\$ 387,000.00</b>	<b>\$ 383,963.00</b>	<b>\$ 357,000.00</b>
<b>EXPENSES</b>					
Principle - USDA Loan	\$ 253,000.00	\$ -	\$ -	\$ -	\$ -
Interest - USDA Loan	\$ 11,295.00	\$ -	\$ -	\$ -	\$ -
Principle - 2007	\$ 110,000.00	\$ 785,000.00	\$ -	\$ -	\$ -
Interest - 2007	\$ 36,210.00	\$ 46,560.00	\$ 6,913.00	\$ -	\$ -
Principal - 2012 Refunding	\$ 185,000.00	\$ 185,000.00	\$ 70,000.00	\$ 70,000.00	\$ 70,000.00
Interest - 2012 Refunding	\$ 3,529.00	\$ 5,961.00	\$ 10,000.00	\$ 4,283.00	\$ 2,400.00
Principal - 2016 Refunding	\$ -	\$ -	\$ -	\$ -	\$ 120,000.00
Interest - 2016 Refunding	\$ -	\$ -	\$ -	\$ -	\$ 25,000.00
WTP Revenue Principal	\$ -	\$ 50,000.00	\$ 55,000.00	\$ 21,000.00	\$ 28,000.00
WTP Revenue Interest	\$ 19,354.00	\$ 15,375.00	\$ 7,000.00	\$ 7,688.00	\$ 7,000.00
WWTP Loan Principal	\$ -	\$ 27,000.00	\$ 28,000.00	\$ 27,000.00	\$ 27,000.00
WWTP Loan Interest	\$ 10,633.00	\$ 1,026.00	\$ 10,000.00	\$ 10,026.00	\$ 10,000.00
Agent Fees	\$ 495.00	\$ 1,740.00	\$ 1,000.00	\$ 990.00	\$ 1,000.00
<b>TOTAL EXPENSES</b>	<b>\$ 629,516.00</b>	<b>\$ 1,117,662.00</b>	<b>\$ 187,913.00</b>	<b>\$ 140,987.00</b>	<b>\$ 290,400.00</b>

# 2018 Capital Improvement Budget

REVENUE	2018
Grants	\$ 300,000.00
Public Facilities Authority	\$ 250,000.00
Utilities	\$ 150,000.00
General Fund	\$ 410,317.00
<b>TOTAL</b>	<b>\$ 1,110,317.00</b>

EXPENDITURE	Department	Projects	Loans	Grants	Utilities	TOTAL
Municipal Well	WTP		\$ 250,000.00	\$ 250,000.00		\$ 500,000.00
Garbage Truck	Refuse				\$ 150,000.00	\$ 150,000.00
Community Center Flooring	Buildings	\$ 20,000.00				\$ 20,000.00
In Vehicle Cameras	Sheriff	\$ 10,000.00				\$ 10,000.00
Sliplining Sewers	WWTP	\$ 50,000.00		\$ 50,000.00		\$ 100,000.00
South Grove Rec Improvements	P&R	\$ 50,000.00				\$ 50,000.00
Library Improvements	LIB	\$ 25,000.00				\$ 25,000.00
Utility Truck	Streets	\$ 30,000.00				\$ 30,000.00
Fire Truck Savings	Fire	\$ 100,000.00				\$ 100,000.00
Technology Upgrades	Admin	\$ 100,000.00				\$ 100,000.00
LED Lighting	Buildings	\$ 25,000.00				\$ 25,000.00
<b>OVERALL 2018 TOTAL</b>		<b>\$ 410,000.00</b>	<b>\$ 250,000.00</b>	<b>\$ 300,000.00</b>	<b>\$ 150,000.00</b>	<b>\$ 1,110,000.00</b>

**CITY OF MOUNTAIN IRON  
WATER DEPARTMENT**

<b>REVENUES</b>	<b>2015 ACTUAL</b>	<b>2016 ACTUAL</b>	<b>2017 BUDGET</b>	<b>2017 YTD</b>	<b>2018 BUDGET</b>
Interest Earnings	\$ 2,541.00	\$ 3,403.96	\$ 8,000.00	\$ 4,773.00	\$ 8,000.00
Other	\$ -	\$ -	\$ -	\$ -	\$ -
Charges for Services	\$ 306,102.00	\$ 329,945.00	\$ 315,000.00	\$ 240,273.00	\$ 322,000.00
<b>TOTAL REVENUES</b>	<b>\$ 308,643.00</b>	<b>\$ 333,348.96</b>	<b>\$ 323,000.00</b>	<b>\$ 245,046.00</b>	<b>\$ 330,000.00</b>
<b>EXPENDITURES</b>					
Salaries	\$ 75,117.00	\$ 66,493.00	\$ 85,000.00	\$ 46,943.00	\$ 81,000.00
Employee Benefits	\$ 35,308.00	\$ 34,328.00	\$ 40,000.00	\$ 24,051.00	\$ 40,000.00
Insurance	\$ 5,083.00	\$ 4,495.00	\$ 8,000.00	\$ 4,495.00	\$ 8,000.00
Miscellaneous	\$ 11,747.00	\$ 9,542.00	\$ 20,000.00	\$ 8,500.00	\$ 15,000.00
OPEB	\$ -	\$ -	\$ -	\$ -	\$ -
Repairs and Maintenance	\$ 42,539.00	\$ 19,184.00	\$ 25,000.00	\$ 13,730.00	\$ 25,000.00
Supplies	\$ 9,221.00	\$ 8,877.00	\$ 10,000.00	\$ 5,342.00	\$ 10,000.00
Telephone	\$ 49.00	\$ 15.00	\$ 1,000.00	\$ 10.00	\$ 1,000.00
Utilities	\$ 29,829.00	\$ 25,996.00	\$ 30,000.00	\$ 18,971.00	\$ 30,000.00
Depreciation	\$ 75,000.00	\$ 75,000.00	\$ 75,000.00	\$ 56,250.00	\$ 75,000.00
Interest Expense	\$ 47,354.00	\$ 163,375.00	\$ 28,000.00	\$ 28,689.00	\$ 35,000.00
Capital Outlay	\$ 15,971.00	\$ 100,005.00	\$ 10,000.00	\$ 100,005.00	\$ 10,000.00
<b>TOTAL EXPENDITURES</b>	<b>\$ 347,218.00</b>	<b>\$ 507,310.00</b>	<b>\$ 332,000.00</b>	<b>\$ 306,986.00</b>	<b>\$ 330,000.00</b>

**CITY OF MOUNTAIN IRON  
WASTE WATER DEPARTMENT**

<b>REVENUES</b>	<b>2015 ACTUAL</b>	<b>2016 ACTUAL</b>	<b>2017 BUDGET</b>	<b>2017 YTD</b>	<b>2018 BUDGET</b>
Interest Earnings	\$ 6,318.00	\$ 6,817.00	\$ 5,000.00	\$ 10,099.00	\$ 5,000.00
Other	\$ -	\$ 33,295.00	\$ -	\$ -	\$ -
Charges for Services	\$ 359,368.00	\$ 398,957.00	\$ 400,000.00	\$ 286,574.00	\$ 400,000.00
<b>TOTAL REVENUES</b>	<b>\$ 365,686.00</b>	<b>\$ 439,069.00</b>	<b>\$ 405,000.00</b>	<b>\$ 296,673.00</b>	<b>\$ 405,000.00</b>
<b>EXPENDITURES</b>					
Salaries	\$ 124,223.00	\$ 127,146.00	\$ 100,000.00	\$ 97,418.00	\$ 100,000.00
Employee Benefits	\$ 59,378.00	\$ 71,359.00	\$ 60,000.00	\$ 57,106.00	\$ 60,000.00
Contract Services	\$ 22,320.00	\$ 30,468.00	\$ 30,000.00	\$ 24,336.00	\$ 30,000.00
Insurance	\$ 14,644.00	\$ 6,614.00	\$ 6,000.00	\$ 6,614.00	\$ 6,000.00
Miscellaneous	\$ 27,728.00	\$ 26,745.00	\$ 20,000.00	\$ 15,115.00	\$ 20,000.00
OPEB	\$ -	\$ -	\$ -	\$ -	\$ -
Maintenance and Repairs	\$ 36,045.00	\$ 113,867.00	\$ 15,000.00	\$ 71,777.00	\$ 15,000.00
Supplies	\$ 15,131.00	\$ 13,232.00	\$ 12,000.00	\$ 6,760.00	\$ 12,000.00
Telephone	\$ 1,865.00	\$ 1,671.00	\$ 2,000.00	\$ 1,205.00	\$ 2,000.00
Utilities	\$ 54,615.00	\$ 60,006.00	\$ 60,000.00	\$ 44,591.00	\$ 60,000.00
Depreciation	\$ 100,000.00	\$ 100,000.00	\$ 100,000.00	\$ 75,000.00	\$ 100,000.00
Debt Service	\$ 10,633.00	\$ 37,026.00	\$ 35,000.00	\$ 37,026.00	\$ 37,000.00
Capital Outlay	\$ 28,019.00	\$ 10,510.00	\$ 20,000.00	\$ 10,510.00	\$ 13,000.00
<b>TOTAL EXPENDITURES</b>	<b>\$ 494,601.00</b>	<b>\$ 598,644.00</b>	<b>\$ 460,000.00</b>	<b>\$ 447,458.00</b>	<b>\$ 455,000.00</b>



**CITY OF MOUNTAIN IRON**  
**REFUSE AND RECYCLING DEPARTMENT**

<b>REVENUES</b>	<b>2015 ACTUAL</b>	<b>2016 ACTUAL</b>	<b>2017 BUDGET</b>	<b>2017 YTD</b>	<b>2018 BUDGET</b>
Interest Earnings	\$ 3,432.00	\$ 5,286.00	\$ 12,000.00	\$ 5,530.00	\$ 5,000.00
Transfers In	\$ -	\$ -	\$ -	\$ -	\$ -
Charges for Services	\$ 462,435.00	\$ 472,090.00	\$ 400,000.00	\$ 343,726.00	\$ 400,000.00
<b>TOTAL REVENUES</b>	<b>\$ 465,867.00</b>	<b>\$ 477,376.00</b>	<b>\$ 412,000.00</b>	<b>\$ 349,256.00</b>	<b>\$ 405,000.00</b>
<b>EXPENDITURES</b>					
Salaries	\$ 130,135.00	\$ 108,209.00	\$ 122,000.00	\$ 86,900.00	\$ 122,000.00
Employee Benefits	\$ 61,850.00	\$ 59,903.00	\$ 60,000.00	\$ 44,132.00	\$ 60,000.00
Insurance	\$ 5,022.00	\$ 3,468.00	\$ 10,000.00	\$ 3,468.00	\$ 10,000.00
Miscellaneous	\$ 15,731.00	\$ 11,265.00	\$ 13,000.00	\$ 9,247.00	\$ 13,000.00
OPEB	\$ -	\$ -	\$ -	\$ -	\$ -
Repairs and Maintenance	\$ 10,705.00	\$ 17,671.00	\$ 12,000.00	\$ 14,107.00	\$ 12,000.00
County Fees	\$ 152,286.00	\$ 149,090.00	\$ 136,000.00	\$ 113,118.00	\$ 136,000.00
Supplies	\$ 16,111.00	\$ 13,407.00	\$ 20,000.00	\$ 9,587.00	\$ 20,000.00
Depreciation	\$ 25,000.00	\$ 25,000.00	\$ 25,000.00	\$ 18,750.00	\$ 25,000.00
Telephone	\$ 704.00	\$ 593.00	\$ 1,000.00	\$ 428.00	\$ 1,000.00
Capital Outlay	\$ 43,227.00	\$ -	\$ -	\$ -	\$ -
<b>TOTAL EXPENDITURES</b>	<b>\$ 460,771.00</b>	<b>\$ 388,606.00</b>	<b>\$ 399,000.00</b>	<b>\$ 299,737.00</b>	<b>\$ 399,000.00</b>

**CITY OF MOUNTAIN IRON  
ELECTRIC DEPARTMENT**

<b>REVENUES</b>	<b>2015 ACTUAL</b>	<b>2016 ACTUAL</b>	<b>2017 BUDGET</b>	<b>2017 YTD</b>	<b>2018 BUDGET</b>
Interest Earnings	\$ 4,409.00	\$ 5,914.00	\$ 1,000.00	\$ 7,047.00	\$ 1,000.00
Other	\$ (1,490.00)	\$ 98.00			
Charges for Services	\$ 2,279,009.00	\$ 2,273,356.00	\$ 2,250,000.00	\$ 1,674,174.00	\$ 2,250,000.00
<b>TOTAL REVENUES</b>	<b>\$ 2,281,928.00</b>	<b>\$ 2,279,368.00</b>	<b>\$ 2,251,000.00</b>	<b>\$ 1,681,221.00</b>	<b>\$ 2,251,000.00</b>
<b>EXPENDITURES</b>					
Cost of Sales	\$ 1,605,428.00	\$ 1,601,748.00	\$ 1,500,000.00	\$ 1,182,154.00	\$ 1,500,000.00
Salaries	\$ 312,458.00	\$ 282,487.00	\$ 300,000.00	\$ 215,775.00	\$ 300,000.00
Employee Benefits	\$ 127,820.00	\$ 135,226.00	\$ 150,000.00	\$ 103,780.00	\$ 150,000.00
Insurance	\$ 17,079.00	\$ 12,056.00	\$ 15,000.00	\$ 12,056.00	\$ 15,000.00
Miscellaneous	\$ 35,423.00	\$ 39,769.00	\$ 31,000.00	\$ 27,994.00	\$ 35,000.00
OPEB	\$ -	\$ -	\$ -	\$ -	\$ -
Repairs and Maintenance	\$ 95,565.00	\$ 138,694.00	\$ 65,000.00	\$ 51,112.00	\$ 75,000.00
Supplies	\$ 16,412.00	\$ 12,897.00	\$ 25,000.00	\$ 9,173.00	\$ 25,000.00
Telephone	\$ 2,802.00	\$ 2,979.00	\$ 4,000.00	\$ 2,150.00	\$ 4,000.00
Depreciation Expense	\$ 40,000.00	\$ 40,000.00	\$ 40,000.00	\$ 30,000.00	\$ 50,000.00
Debt Service	\$ 16,000.00	\$ 16,000.00	\$ 16,000.00	\$ 12,000.00	\$ -
CIP	\$ 15,081.00	\$ 17,059.00	\$ 20,000.00	\$ 4,502.00	\$ 22,000.00
Capital Outlay	\$ 56,195.00	\$ 185,942.00	\$ 175,000.00	\$ 158,206.00	\$ 75,000.00
<b>TOTAL EXPENDITURES</b>	<b>\$ 2,340,263.00</b>	<b>\$ 2,484,857.00</b>	<b>\$ 2,341,000.00</b>	<b>\$ 1,808,902.00</b>	<b>\$ 2,251,000.00</b>



# CITY OF MOUNTAIN IRON

"TACONITE CAPITAL OF THE WORLD"

PHONE: 218-748-7570 • FAX: 218-748-7573 • [www.mtniron.com](http://www.mtniron.com)  
8586 ENTERPRISE DRIVE SOUTH • MOUNTAIN IRON, MN • 55768-8260

## RESOLUTION NUMBER 32-17

### APPROVING 2017 TAX LEVY, COLLECTABLE 2018

**BE IT RESOLVED**, by the City Council of the City of Mountain Iron, County of Saint Louis, Minnesota, that the following sums of money be levied for the current year, collectable in 2018, upon the taxable property in the City of Mountain Iron for the following purposes:

TOTAL PROPOSED LEVY	\$1,231,978.00
---------------------	----------------

The City Administrator is hereby instructed to transmit a certified copy of this Resolution to the County Auditor of Saint Louis County, Minnesota.

**DULY ADOPTED BY THE CITY COUNCIL THIS 4<sup>th</sup> DAY OF DECEMBER, 2017.**

ATTEST:

\_\_\_\_\_  
Mayor Gary Skalko

\_\_\_\_\_  
City Administrator



# CITY OF MOUNTAIN IRON

"TACONITE CAPITAL OF THE WORLD"

PHONE: 218-748-7570 • FAX: 218-748-7573 • [www.mtniron.com](http://www.mtniron.com)  
8586 ENTERPRISE DRIVE SOUTH • MOUNTAIN IRON, MN • 55768-8260

## RESOLUTION NUMBER 33-17

### **APPROVING 2018 MARKET RATE BASED REFERENDUM LEVY FOR THE GENERAL OBLIGATION COMMUNITY CENTER BONDS AND INTEREST**

**WHEREAS**, in February 1998 the voters in the City of Mountain Iron approved a market rate based referendum levy for bonds and interest to construct the Mountain Iron Community Center.

**NOW, THEREFOR BE IT RESOLVED**, by the City Council of the City of Mountain Iron, County of Saint Louis, Minnesota, that the following market rate based levy shall be made in 2017 payable in 2018 for all property in the City of Mountain Iron:

General Obligation Community Center Bond levy shall be \$83,811.00

The City Administrator is hereby instructed to transmit a certified copy of this resolution to the County Auditor of Saint Louis County, Minnesota.

**DULY ADOPTED BY THE CITY COUNCIL THIS 4<sup>th</sup> DAY OF DECEMBER, 2017.**

ATTEST:

\_\_\_\_\_  
Mayor Gary Skalko

\_\_\_\_\_  
City Administrator



# CITY OF MOUNTAIN IRON

"TACONITE CAPITAL OF THE WORLD"

PHONE: 218-748-7570 • FAX: 218-748-7573 • [www.mtniron.com](http://www.mtniron.com)  
8586 ENTERPRISE DRIVE SOUTH • MOUNTAIN IRON, MN • 55768-8260

## RESOLUTION NUMBER 34-17

### CONCERNING THE 2018 ECONOMIC DEVELOPMENT AUTHORITY TAX LEVY

**WHEREAS**, the Mountain Iron Economic Development Authority was created on the 19th day of April, 2004, pursuant to Minnesota Statutes 469.090-469.108 and;

**WHEREAS**, Minnesota Statutes, Section 469.107, Subdivision 1, specifically authorized the Mountain Iron Economic Development Authority to levy against the taxable property of the City of Mountain Iron, St. Louis County, Minnesota.

**NOW, THEREFORE BE IT RESOLVED** by the City Council of Mountain Iron, Minnesota, that for the purpose of further development and to provide for any activities that are within the jurisdiction of the Mountain Iron Economic Development Authority as defined according to Minnesota Statutes. The Mountain Iron City Council submits to the County Auditor of St. Louis County, Minnesota, a final tax levy with a levy set to the maximum allowable for the Mountain Iron Economic Development Authority.

**DULY ADOPTED BY THE CITY COUNCIL THIS 4<sup>th</sup> DAY OF DECEMBER, 2017.**

ATTEST:

\_\_\_\_\_  
Mayor Gary Skalko

\_\_\_\_\_  
City Administrator





5525 Emerald Avenue · Mountain Iron, MN 55768  
Phone: 218.780.8877 · Email: [SGiorgi@ramsmn.org](mailto:SGiorgi@ramsmn.org)

November 14, 2017

**RAMS MEMBERS: NOTICE OF BOARD OF DIRECTOR NOMINATIONS**

As the year comes to a close it is time for our member units to take action on filling the 12 vacancies we will have on the RAMS board of directors. One of the 12 is a superintendent that will be nominated by the Superintendent's Association. The other 11 come from our townships, school districts or cities. If your community or township has not had a seat on the board, now is your opportunity to nominate someone from your board.

Attached is a list of the 12 current board members whose term of office expires at the end of 2017. Each member unit (City, Township, School District) has the right to submit a nominee to be placed on the ballot which will be voted on at the annual RAMS meeting to be held in January of 2018. **PLEASE MAKE CERTAIN THIS ITEM IS PLACED ON YOUR BOARD AGENDA IN NOVEMBER OR EARLY DECEMBER.** Nominations must be submitted no later than December 21st, so we can assure they are placed on the official ballot for the annual meeting.

You may decide to nominate the same person whose term has expired, (as long as they still hold an elected seat with your local government unit) or someone else from your elected officials. You may decide not to nominate anyone. The choice is yours, but if you do nominate someone, **PLEASE RETURN THE OFFICIAL NOMINATION FORM** by DEC 21st. The form may be emailed to: [sgorgi@ramsmn.org](mailto:sgorgi@ramsmn.org); it may be faxed to: 218-741-1719; or it may be mailed to:

RAMS  
5525 Emerald Avenue  
Mt. Iron MN 55768

If you have any questions, please do not hesitate to contact either myself or Lois at the RAMS office. Lois is available at [rams@ramsmn.org](mailto:rams@ramsmn.org) or by calling 218-748-7651. My cell is 218-780-8877.

Thanks for your immediate attention to this matter.

Sincerely,

Steve Giorgi/Director  
RAMS  
[sgorgi@ramsmn.org](mailto:sgorgi@ramsmn.org)  
218-780-8877

*"One Range...One Voice"*



5525 Emerald Avenue · Mountain Iron, MN 55768  
Phone: 218.780.8877 · Email: [SGiorgi@ramsmn.org](mailto:SGiorgi@ramsmn.org)

## OFFICIAL NOMINATION FORM RAMS BOARD OF DIRECTORS JANUARY 2018 – DECEMBER 2019

---

As a current dues paying member of RAMS, the \_\_\_\_\_  
(city council/township/school district)

Hereby officially nominates \_\_\_\_\_ for a term  
(name of council member/board supervisor/school board director)  
commencing in January, 2018 and running through the election cycle in 2019.

Submitted by: \_\_\_\_\_

Date: \_\_\_\_\_

\_\_\_\_\_  
(Official title - clerk, etc.)

**MUST BE SUBMITTED BY DECEMBER 21, 2017 TO BE INCLUDED ON THE  
OFFICIAL BALLOT**

**Nominations may be made at the meeting.**

**Email to: [sggiorgi@ramsmn.org](mailto:sggiorgi@ramsmn.org)      FAX to: 218-741-1719**

**RANGE ASSOCIATION OF MUNICIPALITIES AND SCHOOLS  
BOARD MEMBERS**

**January 1, 2017 – December 31, 2018**

<b>BOARD MEMBER</b>	<b>Term Expiration</b>
Baribeau, Charlie, City of Virginia	12/31/17
Berrini, Bob, Morse Township	12/31/17
Garrity, Pat, City of Hibbing	12/31/17
Hautala, Walt, ISD 2711-Mesabi East	12/31/17
Kess, Paul, City of Ely	12/31/17
Luzaich, Milan, Great Scott Township	12/31/17
Marsnik, Ray, ISD 696-Ely	12/31/17
Pace, David, ISD 316-Greenway (Supt Assn)	12/31/17
Scaia, Kevin, City of Chisholm	12/31/17
Stanaway, Al, City of Mt. Iron	12/31/17
Tomasetti, Ione, ISD 695-Chisholm	12/31/17
Worshek, Dave, City of Aurora	12/31/17
<b>BOARD MEMBER</b>	<b>Term Expiration</b>
Allen, Gregg, ISD 2711 (Supt Assn)	12/31/18
Anderson, Glenn, City of Babbitt	12/31/18
Christy, Dale, City of Grand Rapids	12/31/18
DeNucci, Ben, City of Nashwauk	12/31/18
Fisher, Jim, Town of McDavitt	12/31/18
Lehman, Stuart, City of Buhl	12/31/18
McLaughlin, Kim, ISD 701-Hibbing	12/31/18
Medure, Pat, ISD 318-Grand Rapids	12/31/18
Perfetto, Carlene, City of Silver Bay	12/31/18
Skelton, Mark, City of Hoyt Lakes	12/31/18
Stolp, Warren, Nashwauk Township	12/31/18
Sundquist, Stacey, ISD 706-Virginia	12/31/18





*Theresa Sunde  
Senior Manager, Government Relations*

*Via Certified Mail*

November 21, 2017

Dear Mountain Iron City Official:

The purpose of this letter is to inform you that, on or about January 1, 2018, Mediacom will be implementing the following rate adjustments:

Product:	Old Rate:	New Rate:	Net Change:
Local Broadcast Station Surcharge <sup>1</sup>	\$7.00	\$11.78	\$4.78
Regional Sports Surcharge	\$3.73	\$4.58	\$0.85
Family TV	\$73.95	\$77.49	\$3.54
HD DTA	\$2.99	\$3.99	\$1.00
SD DTA	\$1.99	\$3.99	\$2.00
DVR Service	\$10.95	\$14.99	\$4.04
Standard Installation Fee	\$49.99, \$74.99 or \$99.99	\$99.99	Varies

The decision to make price adjustments is always a difficult one. We are very reluctant to raise video prices because, when we do, we lose subscribers. However, cable and satellite companies are constantly being pressured by the programmers we buy from to pay more for the channels we carry.

The fees we pay to retransmit local broadcast stations like ABC, CBS, FOX and NBC are by far our fastest growing programming cost component. All told, the fees charged by broadcasters, according to SNL Kagan, grew from \$800 million to \$9.3 billion annually or 1063% between 2009 and 2017.

The problems with sports programming is equally as alarming. One look at the skyrocketing rights fees announced with recent deals and it is easy to see that the marketplace for live televised sports is out of control. Broadcast networks and national and regional sports networks are shelling out billions of dollars for the rights to the NFL, NBA, MLB, NHL, the Olympic Games, World Cup and NCAA football and basketball.

Unrestrained spending has become the hallmark of the sports programming business, and the American consumer, whether a sports fan or not, is left to pay the price.

---

<sup>1</sup> Mediacom bills monthly in advance. As a result, the increases for both the Local Broadcast Surcharge and Regional Sports Surcharge are based on our best estimate of the cost increases our company will incur for broadcast and regional sports programming. Mediacom will "true up" customer bills in a subsequent month if it turns out that our estimate was too high or too low.



In an effort to bring more transparency to the unjustified fee increases being taken by the owners of broadcast and sports television channels, Mediacom previously introduced a Local Broadcast Surcharge and a Regional Sports Surcharge. By identifying the cumulative fee increases being taken by these channel owners, we hope to draw the attention of consumers and their elected representatives to this rapidly escalating problem.

Despite the challenges we face, Mediacom has continued to aggressively invest in the communities we serve. As part of a 3-year, \$1 billion capital investment plan announced in 2016, Mediacom has been aggressively installing the newest generation of broadband technology throughout its entire internet service territory. As a result, virtually all of the 3 million homes and businesses across our 22 state footprint now have access to 1 Gig broadband speeds.

In addition, Mediacom has broadly launched a low-cost high-speed internet service for low-income customers featuring 10 Mbps download speeds for \$9.95 per month. The service, called Connect2Compete, is offered in partnership with EveryoneOn and is available to families with students participating in the National School Lunch Program. Additional information is available at [www.mediacomc2c.com](http://www.mediacomc2c.com).

Mediacom appreciates the opportunity to continue to serve your community's telecommunications needs. If you have any questions, please contact me by calling 507-837-4878 or via email at [tsunde@mediacomcc.com](mailto:tsunde@mediacomcc.com).

Sincerely,

*Theresa Sunde*

Theresa Sunde  
Senior Manager, Government Relations

Metro 1652

Dear Mr. Mayor,

My husband and I are planning a benefit for my niece, Melissa Norvitch Zahn on January 19, 2018 at the Mountain Iron Community Center. This benefit is being planned to help defray the cost of ongoing breast cancer treatments. It was brought to my attention that the fee for rental of this facility may possibly be waived with a written request to you. We very much appreciate your willingness to waive this fee and it would be very helpful to this cause if honored. We look forward to hearing from you. Thank you for your time.

Brian and Shelby Elg