

**MOUNTAIN IRON CITY COUNCIL MEETING
COMMUNITY CENTER
MOUNTAIN IRON ROOM
TUESDAY, SEPTEMBER 4, 2012 - 6:30 P.M.
A G E N D A**

- I. Roll Call
- II. Consent Agenda
 - A. Minutes of the August 20, 2012, Regular Meeting (#1-6)
 - B. Receipts
 - C. Bills and Payroll
 - D. Communication (#39-44)
- III. Public Forum
 - A. George Eilertson – Northland Securities (#7-13)
- IV. Committee and Staff Reports
 - A. Mayor’s Report
 - B. City Administrator’s Report
 - C. Interim Director of Public Works Report
 - D. Library Director’s Report
 - E. Sheriff’s Department Report
 - F. City Engineer’s Report
 - 1. Pay Request Number 2 – County Road 7 Water Extension (#14-17)
 - G. Utility Advisory Board
 - 1. Power Installation at School Park (#18)
 - H. Parks and Recreation Board
 - 1. Ball Field Lease (#19-21)
 - I. Liaison Reports
- V. Unfinished Business
- VI. New Business
 - A. Resolution Number 18-12 Approving Preliminary Levy (#22-23)
 - B. Resolution Number 19-12 Approving Market Rate Levy (#24)
 - C. Resolution Number 20-12 Approving EDA Levy (#25)
 - D. Requests to Serve Alcohol at the Community Center (#36-38)
- VII. Communications (#39-44)
- VIII. Announcements
- IX. Adjourn

MINUTES
MOUNTAIN IRON CITY COUNCIL
AUGUST 20, 2012

Mayor Skalko called the City Council meeting to order at 6:30 p.m. with the following members present: Joe Prebeg, Jr., Susan Tuomela, Ed Roskoski, Tony Zupancich, and Mayor Gary Skalko. Also present were: Craig J. Wainio, City Administrator; Jill M. Clark, Municipal Services Secretary; Rod Flannigan, City Engineer; and Brian Lindsay, City Attorney.

It was moved by Skalko and seconded by Tuomela that the consent agenda be approved as follows:

1. Approve the minutes of the August 6, 2012, regular meeting as submitted.
2. That the communications be accepted and placed on file and those requiring further action by the City Council be acted upon during their proper sequence on the agenda.
3. To acknowledge the receipts for the period August 1-15, 2012, totaling \$156,757.61, (a list is attached and made a part of these minutes).
4. To authorize the payments of the bills and payroll for the period August 1-15, 2012, totaling \$374,188.01, (a list is attached and made a part of these minutes).

The motion carried on the following roll call vote: Prebeg, yes; Zupancich, yes; Tuomela, yes; Roskoski, no; and Skalko, yes.

During the public forum, Greg Chad spoke and questioned what the cause of the power outage on August 18, 2012, in West Virginia, was. The City Administrator said that the outage was caused by a failed cutout at the intersection of County Road 7 and Unity Drive. Mr. Chad also questioned if the Bluebell and Daffodil Overlay Project had been completed because there was a pile of blacktop sitting on his property. The City Engineer said that the project has not been completed and there was still a punch list for the contractor to complete.

The Mayor reported on the following:

- Merritt Days Celebration. He thanked Special Events Coordinator Peterangelo, City Staff, and the volunteers working on the Merritt Days Celebration. He thanked Jessica Larsen and Michelle Kaivola for chairing the committee. He said that the celebration was well attended and successful.
- MIB Fall Sports. He noted that the Fall Sports would be starting and wished the participants good luck in their chosen sport.
- Recognitions:
 1. The Mayor recognized Ryan Buria, 2011 Mountain Iron-Buhl Graduate, for starting as quarterback for the Saint Cloud Huskies Football Team.
 2. Councilor Prebeg recognized Casey Mattila for his military service with the United States Marines.

3. Councilor Roskoski recognized the 2012 Merritt Days Committee: Kathy Witzman, Ryan Anderson, Nicole Pelletier, Michelle Kaivola, Chairperson Jessica Larsen, Marcia Gellerstedt, Jeremy Jesch, Peggy Anderson, Jason Gellerstedt, Jodie Mattila, Steve Morrisette, Corrine Jordan, Dale Irish, Linda Foucault, Mike Richards, Rozella Richards, Ed Roskoski, and Sally Peterangelo (Coordinator).

It was moved by Roskoski and seconded by Skalko to direct City Staff to prepare a thank you letter from the City Council to the Merritt Days Committee and forward the letter to the Chairperson Jessica Larson. The motion carried.

The City Administrator reported on the following:

- IRRRB Rehabilitation Program. They are developing a program to assist homeowners upgrade their homes. The program is coordinated through the Arrowhead Economic Opportunity Agency (AEOA), the Minnesota Housing Financing Agency, and the IRRRB Agency. He advised residents to contact AEOA for additional information. Council Roskoski requested that the Administrator place the contact information on the public access television channel.
- Bond Refinancing. He advised the Council that George Eilertson, Northland Securities, would be at the next regular meeting to answer questions regarding refinancing City bonds.
- Preliminary Levy. He advised the Council that the preliminary levy would be due to Saint Louis County in September, so the preliminary budget and levy would be presented to the Council at the next regular meeting.

During the City Attorney's report, Councilor Roskoski questioned the Attorney regarding the Handbook from the League of Minnesota Cities that the Council received in their packet. He said that there was a reference to Minnesota Statute 609.72, he requested a copy of the statute.

It was moved by Zupancich and seconded by Tuomela to approve change order number one for the City Hall and Senior Center Sidewalk and Step Replacement Project increasing the contract amount by \$765.50 making the total contract \$17,428.00. The motion carried with Roskoski voting no.

It was moved by Zupancich and seconded by Prebeg to authorize the final payment request, number two, for the City Hall and Senior Center Sidewalk and Step Replacement Project in the amount of \$2,664.36 to C & C Winger Incorporated. The motion carried on the following roll call vote: Zupancich, yes; Tuomela, yes; Roskoski, no; Prebeg, yes; and Skalko, yes.

It was moved by Prebeg and seconded by Tuomela to award the re-roofing project at the Mountain Iron Senior Citizens Center to J & S Renovations for a cost of \$10,950.00. The motion carried unanimously.

During the liaison reports, Councilor Roskoski said that, during an activity associated with the Merritt Days Celebration, there was a request for some electrical service in the Downtown Park. He said that the request would be referred to the Utility Advisory Board for a recommendation.

It was moved by Zupancich and seconded by Roskoski to adopt Resolution Number 17-12, authorizing the City Administrator to make application to and accept funds from the Iron Range Resources Residential Redevelopment Grant Program, (a copy is attached and made a part of these minutes). The motion carried unanimously.

It was moved by Prebeg and seconded by Roskoski to authorize the 2012 appropriation of \$2,500 to the Laurentian Chamber of Commerce for the Scenic Overlook. The motion carried unanimously on a roll call vote.

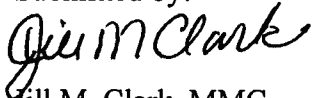
Councilor Roskoski requested that there be citizen participation in the long range plan meetings. The Mayor informed Councilor Roskoski that the City was developing a Strategic Plan and not a Comprehensive Plan and previously there had only been citizen involvement during the Comprehensive Planning process.

It was moved by Zupancich and seconded by Tuomela to reschedule the next regular meeting to Tuesday, September 4, 2012, at 6:30 p.m. because of the Labor Day holiday. The motion carried.

The Council reviewed the list of communications.

At 7:00 p.m., it was moved by Skalko and seconded by Zupancich that the meeting be adjourned. The motion carried.

Submitted by:



Jill M. Clark, MMC
Municipal Services Secretary

www.mtniron.com

COMMUNICATIONS

1. League of Minnesota Cities, information regarding Community Conversations.
2. Iron Range Veterans Memorial, an invitation to a special dedication ceremony on Saturday, August 25, 2012.

Summary By Category And Distribution

Category	Distribution	Amount
UTILITY	UTILITY	137,328.96
CHARGE FOR SERVICES	ELECTRIC-CHG FOR SERVICES	125.81
PERMITS	SPECIAL EVENTS	100.00
MISCELLANEOUS	BLUE CROSS/BLUE SHIELD PAYABLE	201.54
CD INTEREST	CD INTEREST 378	1,874.05
CD INTEREST	CD INTEREST 602	215.41
CD INTEREST	CD INTEREST 603	64.62
METER DEPOSITS	ELECTRIC	1,450.00
METER DEPOSITS	WATER	40.00
CAMPGROUND RECEIPTS	FEES	4,115.10
PERMITS	VENDOR	50.00
LEASES	LEASES	20.00
MISCELLANEOUS	COCA-COLA RECEIPTS-CITY HALL	36.11
PERMITS	BUILDING	8,825.67
BUILDING RENTALS	NICHOLS HALL	125.00
MISCELLANEOUS	ASSESSMENT SEARCHES	30.00
MISCELLANEOUS	SPEC. EVENT-FUNDS NOT USED-CR	300.00
MISCELLANEOUS	ELECTRIC RECONNECT FEE	175.00
BUILDING RENTALS	BUILDING RENTAL DEPOSITS	200.00
BUILDING RENTALS	COMMUNITY CENTER	100.00
MISCELLANEOUS	CHECK RETURN FEE	20.00
MISCELLANEOUS	CHARITABLE GAMBLING PROCEEDS	130.45
FINES	CRIMINAL	1,229.89
Summary Totals:		<u>156,757.61</u>

Check Issue Date(s): 08/11/2012 - 08/24/2012

Per	Date	Check No	Vendor No	Payee	Check GL Acct	Amount
08/12	08/17/2012	142755	130011	UNITED STATES POSTAL SERVICE	602-20200	384.44
08/12	08/23/2012	142756	10056	A T & T MOBILITY	604-20200	996.72
08/12	08/23/2012	142757	10070	A-1 RENTAL SERVICES INC	101-20200	1,901.00
08/12	08/23/2012	142758	8061	ALIDA STAJER	604-20200	107.73
08/12	08/23/2012	142759	10030	AMERICAN PUBLIC POWER ASSN	604-20200	905.95
08/12	08/23/2012	142760	20055	BARNES & NOBLE BOOKSELLERS	101-20200	792.14
08/12	08/23/2012	142761	20022	BENCHMARK ENGINEERING INC	101-20200	18,376.00
08/12	08/23/2012	142762	8066	BETTY ULICSNI	604-20200	99.88
08/12	08/23/2012	142763	20014	BORDER STATES ELECTRIC SUPPLY	604-20200	2,807.69
08/12	08/23/2012	142764	30040	C & C WINGER INC	301-20200	2,664.36
08/12	08/23/2012	142765	30084	CARDMEMBER SERVICE	603-20200	5,487.94
08/12	08/23/2012	142766	170001	CENTURY LINK	101-20200	503.40
08/12	08/23/2012	142767	8069	CHAD LAURILA	604-20200	104.98
08/12	08/23/2012	142768	220003	CITY OF VIRGINIA	101-20200	201.78
08/12	08/23/2012	142769	30024	COALITION OF GREATER MN CITIES	101-20200	4,328.00
08/12	08/23/2012	142770	30026	COMO LUBE & SUPPLIES INC	101-20200	112.22
08/12	08/23/2012	142771	8063	DUSTIN CORNELIUS	604-20200	230.24
08/12	08/23/2012	142772	8065	ESTATE OF SHIRLEY A. OLSON	604-20200	317.90
08/12	08/23/2012	142773	50045	EVERGREEN/NORTHWOOD EQUIP.	101-20200	133.24
08/12	08/23/2012	142774	60026	FASTENAL COMPANY	101-20200	67.78
08/12	08/23/2012	142775	8060	GABRIEL GARCIA	101-20200	80.00
08/12	08/23/2012	142776	80021	H R DIRECT	101-20200	66.41
08/12	08/23/2012	142777	80022	HAWKINS INC	601-20200	1,006.80
08/12	08/23/2012	142778	80037	HOMETOWN FOCUS	101-20200	330.00
08/12	08/23/2012	142779	90005	ITALIAN BAKERY INC	101-20200	42.00
08/12	08/23/2012	142780	8067	JANA SMITH	604-20200	131.02
08/12	08/23/2012	142781	8070	JERRY LAWRENCE	101-20200	200.00
08/12	08/23/2012	142782	100023	JIM'S CLEANING	101-20200	105.00
08/12	08/23/2012	142783	8064	JOSEPH PREMO	604-20200	29.13
08/12	08/23/2012	142784	8059	KASEY & NICOLE BERG	101-20200	40.00
08/12	08/23/2012	142785	8068	KIM PETERSON	604-20200	109.31
08/12	08/23/2012	142786	8071	KYLE ANDERSON	101-20200	200.00
08/12	08/23/2012	142787	1217	L & M SUPPLY	101-20200	5,000.00
08/12	08/23/2012	142788	120006	L & M SUPPLY	602-20200	2,188.38
08/12	08/23/2012	142789	120047	LAURENTIAN CHAMBER OF COMMERC	101-20200	2,500.00
08/12	08/23/2012	142790	8058	MERV BONHAM	101-20200	20.00
08/12	08/23/2012	142791	130116	MINNESOTA CITY/CO MGMT ASSOC	101-20200	100.00
08/12	08/23/2012	142792	140026	MINNESOTA ENERGY RESOURCES	101-20200	170.34
08/12	08/23/2012	142793	130008	MINNESOTA MUNICIPAL UTILITIES	604-20200	48.20
08/12	08/23/2012	142794	130009	MINNESOTA POWER (ALLETE INC)	604-20200	60,592.47
08/12	08/23/2012	142795	130086	MN RURAL WATER ASSOCIATION	601-20200	225.00
08/12	08/23/2012	142796	130015	MOUNTAIN IRON PUBLIC UTILITIES	101-20200	16,846.27
08/12	08/23/2012	142797	160037	PRAXAIR	101-20200	93.45
08/12	08/23/2012	142798	190024	ST LOUIS CO SHERIFF LITMAN	101-20200	40,833.00
08/12	08/23/2012	142799	200003	TACONITE TIRE SERVICE	101-20200	30.03
08/12	08/23/2012	142800	8062	TERRY BARLOW	604-20200	313.24
08/12	08/23/2012	142801	200048	TOTAL TOOL	604-20200	367.57
08/12	08/23/2012	142802	200009	TROPHY SHOP	101-20200	115.43
08/12	08/23/2012	142803	200010	TUCK N ROLL UPHOLSTERY	101-20200	40.00
08/12	08/23/2012	142804	220004	VIRGINIA DEPARTMENT OF PUBLIC	604-20200	54,736.10
08/12	08/23/2012	142805	220020	VISA OR AMERICAN BANK CC PMT	602-20200	2,118.26
08/12	08/23/2012	142806	60038	WRIGHT EXPRESS FINAN SERV CORP	101-20200	8,040.20
08/12	08/23/2012	142807	240001	XEROX CORPORATION	101-20200	637.13

Totals:

237,878.13

Payroll-PP Ending 8/17/12

120,926.65

~~Electronic Trans-Sales Tax~~~~15,383.23~~

TOTAL EXPENDITURES

\$374,188.01



CITY OF MOUNTAIN IRON

"TACONITE CAPITAL OF THE WORLD"

PHONE: 218-748-7570 • FAX: 218-748-7573 • www.mtniron.com
8586 ENTERPRISE DRIVE SOUTH • MOUNTAIN IRON, MN • 55768-8260

RESOLUTION NUMBER 17-12

AUTHORIZING THE CITY ADMINISTRATOR TO MAKE APPLICATION TO AND ACCEPT FUNDS FROM THE IRON RANGE RESOURCES RESIDENTIAL REDEVELOPMENT GRANT PROGRAM

WHEREAS, the Mountain Iron City Council authority approves of the attached application for the 2012-01 Mountain Iron Redevelopment project: and

WHEREAS, the Mountain Iron City Council hereby agrees to accept funding for the underlying project if approved by the IRRRB.

NOW THEREFORE, BE IT RESOLVED BY THE CITY COUNCIL OF MOUNTAIN IRON, MINNESOTA, that it does hereby adopt this Resolution.

DULY ADOPTED BY THE CITY COUNCIL THIS 20th DAY OF AUGUST, 2012.

ATTEST:

City Administrator

Mayor Gary Skalko

**City of Mountain Iron, Minnesota
Possible Refunding of the \$1,645,000 General Obligation Crossover
Refunding Bonds, Series 2005A
(Preliminary Information)**

Issuance of \$845,000 General Obligation Refunding Bonds, Series 2012A (based upon preliminary interest rates)

- The bonds would refund the 2014-2020 maturities of the \$1,645,000 G.O. Crossover Refunding Bonds, Series 2005A. The Call Date on the 2005A Bonds is February 1, 2013.
- The 2005A Refunding Bonds refunded the following two bond issues:
 - \$1,015,000 General Obligation Community Center Bonds of 1998
 - \$1,280,000 General Obligation Improvement Bonds of 2000
- Call Date on New Bonds – (when you can pre-pay or refinance) Non-callable.

Preliminary Refunding Analysis

<i>Bond Size</i>	\$ 845,000
<i>Final Maturity 2005A Bonds</i>	2020
<i>Final Maturity NEW Bonds</i>	2020
<i>Avg. Coupon 2005A Bonds</i>	3.80%
<i>Est. Avg. Coupon NEW Bonds</i>	1.14%
<i>Net Debt Service Reduction</i>	\$ 44,300
<i>Net Present Value Savings</i>	\$ 42,587
<i>Annual Debt Service Savings</i>	\$ 6,328
<i>Net Present Value Savings %</i>	4.80%

George Eilertson, Sr. Vice President
 800-851-2920 612-851-5906
geilertson@northlandsecurities.com

NORTHLAND SECURITIES

July 24, 2012

Mr. Craig Wainio, Administrator
City of Mt. Iron
8586 Enterprise Drive South
Mt. Iron, MN 55768

Re: Possible Refinance of the following City Bond Issue:

- \$1,645,000 General Obligation Crossover Refunding Bonds, Series 2005A (refunded the \$1,015,000 G.O. Community Center Bonds of 1998 and the \$1,280,000 G.O. Improvement Bonds of 2000)

Dear Craig:

Interest rates for municipal bonds continue to remain at favorable levels creating an opportunity for local units of government to consider refinancing existing debt to achieve debt service savings. Our review of the City's outstanding debt shows that the callable maturities of the Series 2005A may be considered for refinancing. The Series 2005A Bonds have a call date of February 1, 2013 and may be current refunded beginning in October 2012.


Debt Service Savings - The 2005A Bonds have an approximate remaining average interest rate of 3.80%. Based upon the City's bond rating (A Standard & Poor's) and the municipal interest rates available in the current market new refunding bonds could be issued at an average interest rate of approximately 1.13%. This interest rate reduction would result in a net debt service reduction of approximately \$44,482 which is a \$42,658 (4.81%) net present value savings. Note - this is a net savings in that any costs of issuance have already been considered.

Timing

Northland Securities would assist the City by directly purchasing the bonds. A possible preliminary timeline would be for the City Council to approve a bond sale on October 15, 2012.

Please let me know if you have any questions regarding the content of this letter. I am available to meet with you to discuss in greater detail. Feel free to contact me at 800-851-2920 or 612-851-5906. Thank you.

Sincerely,
Northland Securities Inc.



George D. Eilertson
Sr. Vice President

City of Mountain Iron, Minnesota

G.O. Refunding Bonds of 2012

Current refunding of the \$1,645,000 General Obligation Crossover Refunding Bonds of 2005A

Refunding Summary

Dated 11/01/2012 | Delivered 11/06/2012

Sources Of Funds

Par Amount of Bonds	\$845,000.00
Accrued Interest from 11/01/2012 to 11/06/2012	106.63
Total Sources	\$845,106.63

Uses Of Funds

Deposit to Current Refunding Fund	815,000.00
Costs of Issuance	15,200.00
Total Underwriter's Discount (1.750%)	14,787.50
Deposit to Debt Service Fund	106.63
Rounding Amount	12.50
Total Uses	\$845,106.63

Flow of Funds Detail

State and Local Government Series (SLGS) rates for
Date of OMP Candidates

Current Refunding Escrow Solution Method	Net Funded
Total Cost of Investments	\$815,000.00
Total Draws	\$815,000.00

Issues Refunded And Call Dates

05old	2/01/2013
-------	-----------

PV Analysis Summary (Net to Net)

Net PV Cashflow Savings @ 1.126%(Bond Yield)	42,539.05
Accrued Interest Credit to Debt Service Fund	106.63
Contingency or Rounding Amount	12.50
Net Present Value Benefit	\$42,658.18
Net PV Benefit / \$815,000 Refunded Principal	5.234%
Net PV Benefit / \$845,000 Refunding Principal	5.048%

Bond Statistics

Average Life	3.402 Years
Average Coupon	1.1344311%
Net Interest Cost (NIC)	1.6488659%
Bond Yield for Arbitrage Purposes	1.1258706%
True Interest Cost (TIC)	1.6563301%
All Inclusive Cost (AIC)	2.2225596%

05ref | SINGLE PURPOSE | 7/18/2012 | 9:56 AM

City of Mountain Iron, Minnesota

G.O. Refunding Bonds of 2012

2005A

Debt Service Comparison

Date	Total P+I	Existing D/S	Net New D/S	Old Net D/S	Savings
02/01/2013	-	188,968.75	188,849.62	188,968.75	119.13
02/01/2014	199,596.88	-	199,596.88	206,902.50	7,305.62
02/01/2015	196,727.50	-	196,727.50	200,515.00	3,787.50
02/01/2016	190,492.50	-	190,492.50	198,865.00	8,372.50
02/01/2017	69,012.50	-	69,012.50	76,845.00	7,832.50
02/01/2018	73,232.50	-	73,232.50	79,245.00	6,012.50
02/01/2019	77,392.50	-	77,392.50	81,375.00	3,982.50
02/01/2020	71,155.00	-	71,155.00	78,225.00	7,070.00
Total	\$877,609.38	\$188,968.75	\$1,066,459.00	\$1,110,941.25	\$44,482.25

PV Analysis Summary (Net to Net)

Gross PV Debt Service Savings.....	42,539.05
Net PV Cashflow Savings @ 1.126%(Bond Yield)....	42,539.05
Accrued Interest Credit to Debt Service Fund.....	106.63
Contingency or Rounding Amount.....	12.50
Net Present Value Benefit	\$42,658.18
Net PV Benefit / \$887,645.68 PV Refunded Debt Service	4.806%
Net PV Benefit / \$815,000 Refunded Principal...	5.234%
Net PV Benefit / \$845,000 Refunding Principal..	5.048%

Refunding Bond Information

Refunding Dated Date	11/01/2012
Refunding Delivery Date	11/06/2012

City of Mountain Iron, Minnesota

G.O. Refunding Bonds of 2012

2005A

Debt Service Schedule

Date	Principal	Coupon	Interest	Total P+I	Fiscal Total
11/06/2012	-	-	-	-	-
08/01/2013	-	-	5,758.13	5,758.13	-
02/01/2014	190,000.00	0.500%	3,838.75	193,838.75	199,596.88
08/01/2014	-	-	3,363.75	3,363.75	-
02/01/2015	190,000.00	0.650%	3,363.75	193,363.75	196,727.50
08/01/2015	-	-	2,746.25	2,746.25	-
02/01/2016	185,000.00	0.800%	2,746.25	187,746.25	190,492.50
08/01/2016	-	-	2,006.25	2,006.25	-
02/01/2017	65,000.00	1.200%	2,006.25	67,006.25	69,012.50
08/01/2017	-	-	1,616.25	1,616.25	-
02/01/2018	70,000.00	1.200%	1,616.25	71,616.25	73,232.50
08/01/2018	-	-	1,196.25	1,196.25	-
02/01/2019	75,000.00	1.650%	1,196.25	76,196.25	77,392.50
08/01/2019	-	-	577.50	577.50	-
02/01/2020	70,000.00	1.650%	577.50	70,577.50	71,155.00
Total	\$845,000.00	-	\$32,609.38	\$877,609.38	-

Dated	11/01/2012
Delivery Date	11/06/2012
First Coupon Date	8/01/2013

First available call date	
Call Price	-

Accrued Interest from 11/01/2012 to 11/06/2012	106.63
Bond Year Dollars	\$2,874.51
Average Life	3.402 Years

Average Coupon	1.1344311%
Net Interest Cost (NIC)	1.6488659%
True Interest Cost (TIC)	1.6563301%
All Inclusive Cost (AIC)	2.2225596%

Bond Yield for Arbitrage Purposes	1.1258706%
Net Interest Cost	1.1307216%
Weighted Average Maturity	3.402 Years

05ref | SINGLE PURPOSE | 7/13/2012 | 9:56 AM

City of Mountain Iron, Minnesota

G.O. Refunding Bonds of 2005A

Debt Service To Maturity And To Call

Date	Refunded Bonds	D/S To Call	Principal	Coupon	Interest	Refunded D/S	Fiscal Total
11/06/2012	-	-	-	-	-	-	-
02/01/2013	815,000.00	815,000.00	-	3.550%	-	-	-
08/01/2013	-	-	-	-	15,951.25	15,951.25	-
02/01/2014	-	-	175,000.00	3.650%	15,951.25	190,951.25	206,902.50
08/01/2014	-	-	-	-	12,757.50	12,757.50	-
02/01/2015	-	-	175,000.00	3.800%	12,757.50	187,757.50	200,515.00
08/01/2015	-	-	-	-	9,432.50	9,432.50	-
02/01/2016	-	-	180,000.00	3.900%	9,432.50	189,432.50	198,865.00
08/01/2016	-	-	-	-	5,922.50	5,922.50	-
02/01/2017	-	-	65,000.00	4.000%	5,922.50	70,922.50	76,845.00
08/01/2017	-	-	-	-	4,622.50	4,622.50	-
02/01/2018	-	-	70,000.00	4.100%	4,622.50	74,622.50	79,245.00
08/01/2018	-	-	-	-	3,187.50	3,187.50	-
02/01/2019	-	-	75,000.00	4.200%	3,187.50	78,187.50	81,375.00
08/01/2019	-	-	-	-	1,612.50	1,612.50	-
02/01/2020	-	-	75,000.00	4.300%	1,612.50	76,612.50	78,225.00
Total	\$815,000.00	\$815,000.00	\$815,000.00	-	\$106,972.50	\$921,972.50	-

Yield Statistics

Average Life	3.502 Years
Weighted Average Maturity (Par Basis)	3.488 Years
Average Coupon	3.7484888%

Refunding Bond Information

Refunding Dated Date	11/01/2012
Refunding Delivery Date	11/06/2012

City of Mountain Iron, Minnesota

G.O. Refunding Bonds of 2012

2005A

Current Refunding Escrow

Date	Principal	Rate	Receipts	Disbursements	Cash Balance
11/06/2012	-	-	-	-	-
02/01/2013	815,000.00	-	815,000.00	815,000.00	-
Total	\$815,000.00	-	\$815,000.00	\$815,000.00	-

Investment Parameters

Investment Model [PV, GIC, or Securities]	PV Discount
Default investment yield target	Unrestricted

Cost of Investments Purchased with Bond Proceeds	815,000.00
Total Cost of Investments	\$815,000.00

Target Cost of Investments at bond yield	\$812,842.42
Actual positive or (negative) arbitrage	(2,157.58)

Yield to Receipt	-1.88E-11
Yield for Arbitrage Purposes	1.1258706%



CIVIL AND ENVIRONMENTAL ENGINEERING • PLANNING
MINING • LAND SURVEYING • LAND DATA BASE MAPPING

8878 Main Street ▪ P.O. Box 261
Mt. Iron, MN 55768-0261
tel: 218-735-8914 ▪ fax: 218-735-8923
email: info@bm-eng.com

August 29, 2012

Mr. Craig Wainio, City Administrator
City of Mountain Iron
8586 Enterprise Drive South
Mountain Iron, MN 55768

Re: City of Mountain Iron, MN
County Road 7 Utility Improvements
Project No. MI11-21

Dear Mr. Wainio:

Enclosed please find Pay Request No. 2 for the County Road 7 Utility Improvements project in the amount of **\$97,745.78** for approval at your next scheduled City Council meeting. This payment is for the work completed to date. Please refer to the enclosed pay request breakdown for a summary of items completed.

If you have any questions or need additional information please do not hesitate to contact me.

Sincerely,
Benchmark Engineering, Inc.



Alan J. Johnson, P.E.

Enclosures

pc: Mr. Andy Wagner, Ulland Brothers, Inc.

RECOMMENDATION OF PAYMENT

No. 2

Owner's Project No.: _____

Engineer's Project No.: MI11-21

Project: County Road 7 Utility Improvements

CONTRACTOR: Ulland Brothers, Inc., 505 W. 37th Street, Hibbing, MN 55746

For Period Ending: August 29, 2012


To: City of Mountain Iron
Owner

Attached hereto is the CONTRACTOR's Application for Payment for Work accomplished under the Contract through the date indicated above. The application meets the requirements of the Contract Documents for the payment or work completed as of the date of this Application.

In accordance with the Contract the undersigned recommends payment to the CONTRACTOR of the amount due as shown below.

BENCHMARK ENGINEERING, INC.

Dated: August 29, 2012

By  _____

STATEMENT OF WORK

Original Contract Price	\$ <u>326,165.25</u>	Work & Materials to Date	\$ <u>306,650.29</u>
Net Change Orders	\$ <u>0.00</u>	Amount Retained	\$ <u>15,332.51</u>
Current Contract Price	\$ <u>326,165.25</u>	Subtotal	\$ <u>291,317.78</u>
		Previous Payments	\$ <u>193,572.00</u>
		Amount Due this Payment	\$ <u>97,745.78</u>



Pay Request No. 2
COUNTY ROAD 7 UTILITY IMPROVEMENTS
CITY OF MOUNTAIN IRON, MINNESOTA
PROJECT NO: MI11-21

BASE BID (DIRECTIONAL DRILLED) ALT. A										BID TOTALS			
SPEC. NO.	ITEM	UNITS	ESTIMATED QUANTS	UNIT COST	TOTAL	TOTAL QUANTITY THIS PERIOD	PR #1	TOTAL QUANTITY TO DATE	TOTAL AMOUNT				
2104.501	CLEARING AND GRUBBING	LUMP SUM	1.0	\$2,000.00	\$2,000.00	1.0			\$2,000.00				
2104.502	REMOVE CURB AND GUTTER	LN. FT.	40.0	\$8.00	\$320.00		21.0	21.0	\$168.00				
2104.503	REMOVE BITUMINOUS PAVEMENT	SQ. YD.	200.0	\$7.00	\$1,400.00	100.0	25.0	125.0	\$875.00				
2104.513	SAW BITUMINOUS PAVEMENT	LN. FT.	177.0	\$5.00	\$885.00	100.0	40.0	140.0	\$700.00				
2105.501	COMMON EXCAVATION (PV)	CU. YD.	82.0	\$15.00	\$1,230.00	82.0		82.0	\$1,230.00				
2105.503	ROCK EXCAVATION	CU. YD.	20.0	\$75.00	\$1,500.00	1.0	1.0	2.0	\$150.00				
2105.522	SELECT GRANULAR BORROW	CU. YD.	15.0	\$40.00	\$600.00	15.0	15.0	30.0	\$1,200.00				
2105.535	SALVAGE TOPSOIL	CU. YD.	20.0	\$8.00	\$160.00	20.0		20.0	\$160.00				
2105.604	GEOTEXTILE FABRIC TYPE V	SQ. YD.	200.0	\$4.00	\$800.00	25.0		25.0	\$100.00				
2211.503	AGGREGATE BASE (CV) CLASS V	CU. YD.	70.0	\$40.00	\$2,800.00	70.0		70.0	\$2,800.00				
2221.503	AGGREGATE SHOULDERING (CV) CLASS 1	CU. YD.	5.0	\$50.00	\$250.00		12.0	12.0	\$600.00				
2350.501	TYPE MV4 WEARING COURSE MIXTURE	TON	6.0	\$150.00	\$900.00		6.0	6.0	\$900.00				
2350.502	TYPE MV3 NON WEARING COURSE MIXTURE	TON	12.0	\$150.00	\$1,800.00	12.0		12.0	\$1,800.00				
2360.501	TYPE LV4 WEARING COURSE MIXTURE (3.C)	TON	21.0	\$150.00	\$3,150.00			11.0	\$1,650.00				
2360.502	TYPE LV 3 NONWEARING COURSE MIXTURE (3.B)	TON	30.0	\$150.00	\$4,500.00	15.0		15.0	\$2,250.00				
2504.602	CONNECT TO EXISTING WATERMAIN	EACH	7.0	\$1,700.00	\$11,900.00	7.0		7.0	\$11,900.00				
2504.602	HYDRANT ASSEMBLY	EACH	4.0	\$5,900.00	\$23,600.00		4.0	4.0	\$23,600.00				
2504.602	ADJUST GATE VALVE	EACH	1.0	\$450.00	\$450.00	1.0		1.0	\$450.00				
2504.602	6" GATE VALVE AND BOX	EACH	1.0	\$2,100.00	\$2,100.00			0.0	\$0.00				
2504.602	8" GATE VALVE AND BOX	EACH	2.0	\$2,400.00	\$4,800.00	2.0		3.0	\$7,200.00				
2504.602	10" GATE VALVE AND BOX	EACH	5.0	\$3,000.00	\$15,000.00		5.0	5.0	\$15,000.00				
2504.603	6" WATERMAIN DIP, CLS2	LN. FT.	52.0	\$66.00	\$3,432.00	49.0		81.0	\$5,346.00				
2504.603	8" WATERMAIN DIP, CLS2	LN. FT.	10.0	\$135.00	\$1,350.00	12.0		22.0	\$2,970.00				
2504.603	10" WATERMAIN DIP, CLS2	LN. FT.	10.0	\$150.00	\$1,500.00		17.0	17.0	\$2,550.00				
2504.603	8" HOPE WATERMAIN, SDR11	LN. FT.	145.0	\$73.00	\$10,585.00	77.0		77.0	\$5,621.00				
2504.603	10" HOPE WATERMAIN, SDR 11 (DIRECTIONALLY DRILLED)	LN. FT.	2,726.0	\$43.00	\$117,218.00	52.0	2,700.0	2,752.0	\$118,336.00				
2504.603	8" HDPE MECHANICAL JOINT ADAPTER	EACH	6.0	\$350.00	\$2,100.00	3.0		3.0	\$1,050.00				
2504.603	10" HDPE MECHANICAL JOINT ADAPTER	EACH	26.0	\$450.00	\$11,700.00	4.0	13.0	17.0	\$7,650.00				
2504.608	WATERMAIN FITTINGS	POUNDS	1,900.0	\$3.50	\$6,650.00	787.0		1,287.0	\$4,504.50				
2531.501	CONCRETE CURB AND GUTTER DES. B624	LN. FT.	40.0	\$50.00	\$2,000.00		21.0	21.0	\$1,050.00				
2563.601	TRAFFIC CONTROL	LUMP SUM	1.0	\$4,900.00	\$4,900.00	0.5	0.5	1.0	\$4,900.00				
2573.530	INLET PROTECTION	EACH	2.0	\$320.00	\$640.00			0.0	\$0.00				
2573.502	SILT FENCE-PREASSEMBLED	LN. FT.	400.0	\$3.00	\$1,200.00		400.0	400.0	\$1,200.00				
2575.555	TURF ESTABLISHMENT	LUMP SUM	1.0	\$750.00	\$750.00	2.0		2.0	\$1,500.00				
2575.505	SODDING	SQ. YD.	20.0	\$6.60	\$1,320.00			0.0	\$0.00				
2582.502	4" SOLID LINE WHITE - EPOXY	LN. FT.	40.0	\$80.00	\$3,200.00			0.0	\$0.00				
	ADD. WORK - REPAIRING BROKEN SEWER PIPE	LUMP SUM	1.0	\$3,252.84				1.0	\$3,252.84				
UULLAND BROTHERS													
TOTAL BID FOR ALTERNATE A:										\$247,502.00			
COMPLETED TO DATE (ALT. A):										\$234,663.34			



PAY REQUEST NO. 2
 COUNTY ROAD 7 UTILITY IMPROVEMENTS
 CITY OF MOUNTAIN IRON, MINNESOTA
 PROJECT NO: M111-21

SPEC. NO.	ITEM	UNITS	ESTIMATED QUANTS	BID TOTALS		TOTAL QUANTITY THIS PERIOD	PR #1	TOTAL QUANTITY TO DATE	TOTAL AMOUNT
				UNIT COST	TOTAL				
2104.503	REMOVE BITUMINOUS PAVEMENT	SQ. YD.	167.0			160.0		160.0	\$1,120.00
2104.513	SAW BITUMINOUS PAVEMENT	LIN. FT.	160.0			160.0		160.0	\$800.00
2104.523	SALVAGE HYDRANT AND VALVE	EACH	1.0			1.0		1.0	\$600.00
2105.501	COMMON EXCAVATION (PM)	CU. YD.	50.0			50.0		50.0	\$700.00
2105.503	ROCK EXCAVATION	CU. YD.	5.0					0.0	\$0.00
2211.503	AGGREGATE BASE (CV) CLASS V	CU. YD.	50.0			50.0		50.0	\$2,000.00
2221.503	AGGREGATE SHOULDERING (CV) CLASS 1	CU. YD.	5.0					0.0	\$0.00
2360.501	TYPE LV4 WEARING COURSE MIXTURE (3,C)	TON	23.0			20.0		20.0	\$3,450.00
2360.502	TYPE LV 3 NONWEARING COURSE MIXTURE (3,B)	TON	32.0			15.0		15.0	\$4,800.00
2504.602	CONNECT TO EXISTING WATERMAIN	EACH	3.0			3.0		3.0	\$5,100.00
2504.602	HYDRANT ASSEMBLY	EACH	2.0			2.0		2.0	\$11,800.00
2504.602	8" GATE VALVE AND BOX	EACH	2.0			2.0		2.0	\$5,000.00
2504.603	6" WATERMAIN DIP, CL52	LIN. FT.	44.0			36.0		36.0	\$2,592.00
2504.603	8" HOPE WATERMAIN, SDR11 (DIRECTIONALLY DRILLED)	LIN. FT.	895.0			47.0	800.0	847.0	\$28,416.25
2504.603	8" HOPE MECHANICAL JOINT ADAPTER	EACH	15.0			6.0		6.0	\$5,250.00
2504.608	WATERMAIN FITTINGS	POUNDS	500.0			409.0		409.0	\$2,850.00
2563.601	TRAFFIC CONTROL	LUMP SUM	1.0			0.5		0.5	\$100.00
2573.550	INLET PROTECTION	EACH	4.0					0.0	\$0.00
2573.502	SILT FENCE-PREASSEMBLED	LIN. FT.	100.0				60.0	60.0	\$300.00
2575.555	TURF ESTABLISHMENT	LUMP SUM	1.0					0.0	\$800.00
2575.505	SODDING	SQ. YD.	95.0					0.0	\$475.00
	ADD WORK - DRILLING AROUND STORM SEWER	LUMP SUM	1.0			1.0		1.0	\$5,421.40

COMPLETED TO DATE (ADD ALT. D): \$71,986.95

TOTAL COMPLETED TO DATE: \$306,650.29
 LESS RETAINAGE: (\$15,333.51)
 SUBTOTAL PAY REQUEST NO. 2: \$291,317.78
 LESS PREVIOUS PAYMENTS: \$193,572.00
 TOTAL PAY REQUEST NO. 2: \$97,745.78

TOTAL BID FOR ADD ALTERNATE D: \$78,663.25

Alan J. Johnson

Project Engineer

COUNCIL LETTER 090412-IVG1

UTILITY ADVISORY BOARD

POWER INSTALLATION

DATE: August 30, 2012
FROM: Utility Advisory Board
Craig J. Wainio
City Administrator

The Utility Advisory Board is recommending the installation of outlets in the park located next to the High School to be used for various events that take place in the park. The Board further recommends that a fee of \$5 per day be established for the utilization of this power.

COUNCIL LETTER 090412-IVH1
PARKS AND RECREATION BOARD
BALL FIELD LEASE

DATE: August 30, 2012
FROM: Parks and Recreation Board
Craig J. Wainio
City Administrator

The Parks and Recreation Board recommends the approval of the ball field lease between the City and the School District to cover the schools usage of the South Grove Recreation Complex fields. The previous agreement expired at the end of 2011.

BALLFIELD LEASE

This Lease is dated September ____, 2012. It is a legal agreement between the Lessee and the Lessor to rent the property described below. The word LESSOR as used in this Lease means **City of Mountain Iron**. The word LESSEE as used in this Lease means **Independent School District #712**.

1. **Description of Property.** The Leased Property is the two (2) softball fields and the building located in South Grove, Mountain Iron, Minnesota.
2. **Term of Lease.** This Lease is for a term of five (5) years beginning on January 1, 2012, and ending December 31, 2017.
3. **Rent.**
 - a. **Amount.** The rent for the property is Two Thousand and 00/100ths Dollars (\$2,000.00) per year.
 - b. **Payment.** The rent payment for each year must be paid before January 1 of each year.
4. **Quiet Enjoyment.** If Lessee pays the rent and complies with all other terms of this Lease, Lessee shall have nonexclusive use of the property for the term of this Lease. Lessee shall have priority with regard to the use of the Property.
5. **Assignment and Subletting.** Lessee may not assign this Lease, lease the property to anyone else (sublet), sell this Lease or permit any other person to use the Property without the prior written consent of the Lessor. Lessee does hereby agree to hold Lessor harmless and to indemnify Lessor from any loss, claim or liability arising from Lessee's activities on the Property and Lessee shall carry insurance therefore satisfactory to Lessor.
6. **Surrender of Premises.** Lessee shall give Lessor possession of the Property when this Lease ends. When this Lease ends, Lessee shall leave the Property in as good a condition as it was when the Lease started, with the exception of reasonable wear and tear.
7. **Use.** The Lessor has sole discretion as to when the fields are usable in the spring of the year.
7. **Modification.** This Lease may be modified only by a written agreement executed by the parties hereto.

COUNCIL LETTER 090412-VIA

ADMINISTRATION

2013 BUDGET

DATE: August 30, 2012
FROM: Craig J. Wainio
City Administrator

Enclosed in you packet you will find a preliminary draft of the 2013 Budget. At this meeting the City Council needs to set the proposed levy for 2013. The budget and adjoining Resolution show no change in the levy from 2012.

Resolution Number 18-12 adopts the preliminary levy amount that must be certified to the County by September 15th. This Resolution is presented with no change in the levy from last year. It is recommended that the City Council adopt Resolution Number 18-12.

Resolution Number 19-12 adopts the market rate levy for payment of the voter approved community center bonds. The amount reflected is to cover bond payments for 2013. It is recommended that the City Council adopt Resolution Number 19-12 as presented.

Resolution Number 20-12 sets the EDA levy for 2013. This Resolution reflects a levy of the same amount as last year which generates approximately \$12,000 for the EDA. It is recommended that the City Council adopt Resolution Number 22-11 as presented.



CITY OF MOUNTAIN IRON

"TACONITE CAPITAL OF THE WORLD"

PHONE: 218-748-7570 ▪ FAX: 218-748-7573 ▪ www.mtniron.com
8586 ENTERPRISE DRIVE SOUTH ▪ MOUNTAIN IRON, MN ▪ 55768-8260

RESOLUTION NUMBER 18-12

APPROVING PROPOSED 2012 TAX LEVY, COLLECTABLE 2013

BE IT RESOLVED, by the City Council of the City of Mountain Iron, County of Saint Louis, Minnesota, that the following sums of money be levied for the current year, collectable in 2013, upon the taxable property in the City of Mountain Iron for the following purposes:

TOTAL PROPOSED LEVY	\$1,206,978.00
---------------------	----------------

The City Administrator is hereby instructed to transmit a certified copy of this Resolution to the County Auditor of Saint Louis County, Minnesota.

DULY ADOPTED BY THE CITY COUNCIL THIS 4th DAY OF SEPTEMBER, 2012.

Mayor Gary Skalko

ATTEST:

City Administrator



CITY OF MOUNTAIN IRON

"TACONITE CAPITAL OF THE WORLD"

PHONE: 218-748-7570 • FAX: 218-748-7573 • www.mtniron.com
8586 ENTERPRISE DRIVE SOUTH • MOUNTAIN IRON, MN • 55768-8260

RESOLUTION NUMBER 19-12

APPROVING PROPOSED 2013 MARKET RATE BASED REFERENDUM LEVY FOR THE GENERAL OBLIGATION COMMUNITY CENTER BONDS AND INTEREST

WHEREAS, in February 1998 the voters in the City of Mountain Iron approved a market rate based referendum levy for bonds and interest to construct the Mountain Iron Community Center.

NOW, THEREFOR BE IT RESOLVED, by the City Council of the City of Mountain Iron, County of Saint Louis, Minnesota, that the following market rate based levy shall be made in 2012 payable in 2013 for all property in the City of Mountain Iron:

General Obligation Community Center Bond levy shall be \$83,811.00

The City Administrator is hereby instructed to transmit a certified copy of this resolution to the County Auditor of Saint Louis County, Minnesota.

DULY ADOPTED BY THE CITY COUNCIL THIS 4th DAY OF SEPTEMBER, 2012.

Mayor Gary Skalko

ATTEST:

City Administrator



CITY OF MOUNTAIN IRON

"TACONITE CAPITAL OF THE WORLD"

PHONE: 218-748-7570 • FAX: 218-748-7573 • www.mtniron.com
8586 ENTERPRISE DRIVE SOUTH • MOUNTAIN IRON, MN • 55768-8260

RESOLUTION NUMBER 20-12

CONCERNING THE 2013 ECONOMIC DEVELOPMENT AUTHORITY TAX LEVY

WHEREAS, the Mountain Iron Economic Development Authority was created on the 19th day of April, 2004, pursuant to Minnesota Statutes 469.090-469.108 and;

WHEREAS, Minnesota Statutes, Section 469.107, Subdivision 1, specifically authorized the Mountain Iron Economic Development Authority to levy against the taxable property of the City of Mountain Iron, St. Louis County, Minnesota.

NOW, THEREFORE BE IT RESOLVED by the City Council of Mountain Iron, Minnesota, that for the purpose of further development and to provide for any activities that are within the jurisdiction of the Mountain Iron Economic Development Authority as defined according to Minnesota Statutes. The Mountain Iron City Council submits to the County Auditor of St. Louis County, Minnesota, a final tax levy with a levy set to the maximum allowable for the Mountain Iron Economic Development Authority.

DULY ADOPTED BY THE CITY COUNCIL THIS 4th DAY OF SEPTEMBER, 2012.

Mayor Gary Skalko

ATTEST:

City Administrator

BUDGET SUMMARY
CITY OF MOUNTAIN IRON

EXPENDITURES	2011 Budget	2012 Budget	Difference	Percent
Administration	\$ 619,000.00	\$ 614,000.00	\$ (5,000.00)	-0.8%
Public Safety	\$ 624,500.00	\$ 634,500.00	\$ 10,000.00	1.6%
Public Works	\$ 896,000.00	\$ 921,000.00	\$ 25,000.00	2.8%
Culture and Rec	\$ 412,500.00	\$ 412,500.00	\$ -	0.0%
General Government	\$ 1,034,057.00	\$ 977,057.00	\$ (57,000.00)	-5.5%
TOTAL	\$ 3,586,057.00	\$ 3,559,057.00	\$ (27,000.00)	-0.8%
REVENUE				
Taxes	\$ 547,086.00	\$ 542,086.00	\$ (5,000.00)	-0.9%
Intergovernmental Aid	\$ 2,031,268.00	\$ 2,031,268.00	\$ -	0.0%
General Revenue	\$ 219,000.00	\$ 197,000.00	\$ (22,000.00)	-10.0%
TOTAL	\$ 2,797,354.00	\$ 2,770,354.00	\$ (27,000.00)	-1.0%
GENERAL LEVY	\$ 788,703.00	\$ 788,703.00	\$ -	0.0%

BUDGET SUMMARY
CITY OF MOUNTAIN IRON
REVENUE

GENERAL REVENUE	2011 Budget	2012 Budget	Difference	Percent
Lic. & Permits	\$ 25,000.00	\$ 25,000.00	\$ -	0.0%
Charges for Service	\$ 55,000.00	\$ 55,000.00	\$ -	0.0%
Fines	\$ 12,000.00	\$ 12,000.00	\$ -	0.0%
Interest	\$ 32,000.00	\$ 10,000.00	\$ (22,000.00)	-68.8%
Refunds	\$ 90,000.00	\$ 90,000.00	\$ -	0.0%
General	\$ 5,000.00	\$ 5,000.00	\$ -	0.0%
Subtotal	\$ 219,000.00	\$ 197,000.00	\$ (22,000.00)	-10.0%

INTERGOVERNMENTAL REVENUE

Local Government Aid	\$ 1,156,268.00	\$ 1,156,268.00	\$ -	0.0%
Taconite Production Tax	\$ 450,000.00	\$ 450,000.00	\$ -	0.0%
Taconite Municipal Aid	\$ 300,000.00	\$ 300,000.00	\$ -	0.0%
Mining Effects Tax	\$ 100,000.00	\$ 100,000.00	\$ -	0.0%
Other	\$ 25,000.00	\$ 25,000.00	\$ -	0.0%
Subtotal	\$ 2,031,268.00	\$ 2,031,268.00	\$ -	0.0%

TAXES

Tax Levy	\$ 788,703.00	\$ 788,703.00	\$ -	0.0%
Special Levies	\$ 418,275.00	\$ 418,275.00	\$ -	0.0%
Market Rate Levy	\$ 83,811.00	\$ 83,811.00	\$ -	0.0%
Misc. Taxes	\$ 25,000.00	\$ 20,000.00	\$ (5,000.00)	-20.0%
Franchise	\$ 20,000.00	\$ 20,000.00	\$ -	0.0%
Subtotal	\$ 1,335,789.00	\$ 1,330,789.00	\$ (5,000.00)	-0.4%

Total	\$ 3,586,057.00	\$ 3,559,057.00	\$ (27,000.00)	-0.8%
--------------	------------------------	------------------------	-----------------------	--------------

**BUDGET
CITY OF MOUNTAIN IRON
REVENUE**

TAXES	2010	2011	2012	2011	2013	%
	ACTUAL	ACTUAL	BUDGET	YTD	BUDGET	
Tax Levy	\$ 870,773.00	\$ 1,130,759.00	\$ 788,703.00	\$ -	\$ 788,703.00	0.0%
Special Levies	\$ -	\$ -	\$ 418,275.00	\$ -	\$ 418,275.00	0.0%
Bond Levy	\$ 314,409.00	\$ 83,811.00	\$ 83,811.00	\$ 1,307.00	\$ 83,811.00	0.0%
Misc Taxes	\$ 34,994.00	\$ 18,857.00	\$ 25,000.00	\$ 656.00	\$ 20,000.00	-20.0%
Franchise	\$ 24,050.00	\$ 24,851.00	\$ 20,000.00	\$ 12,319.00	\$ 20,000.00	0.0%
TOTAL	\$ 1,244,226.00	\$ 1,258,278.00	\$ 1,335,789.00	\$ 14,282.00	\$ 1,330,789.00	-0.4%

INTERGOVERNMENTAL REVENUE

LGA	\$ 1,156,268.00	\$ 1,156,268.00	\$ 1,156,268.00	\$ -	\$ 1,156,268.00	0.0%
Tac. Prod Aid	\$ 474,622.00	\$ 467,173.00	\$ 450,000.00	\$ 274,898.00	\$ 450,000.00	0.0%
Tac. Aid	\$ 325,252.00	\$ 314,618.00	\$ 300,000.00	\$ -	\$ 300,000.00	0.0%
Mining Effects	\$ 92,380.00	\$ 91,753.00	\$ 100,000.00	\$ -	\$ 100,000.00	0.0%
Misc. Aid	\$ 85,010.00	\$ 46,051.00	\$ 25,000.00	\$ 29,100.00	\$ 25,000.00	0.0%
TOTAL	\$ 2,133,532.00	\$ 2,075,863.00	\$ 2,031,268.00	\$ 303,998.00	\$ 2,031,268.00	0.0%

GENERAL REVENUE

Lic. & Permits	\$ 40,671.00	\$ 24,826.00	\$ 25,000.00	\$ 6,851.00	\$ 25,000.00	0.0%
Charges for Service	\$ 158,134.00	\$ 59,358.00	\$ 55,000.00	\$ 31,153.00	\$ 55,000.00	0.0%
Fines	\$ 14,847.00	\$ 17,296.00	\$ 12,000.00	\$ 7,763.00	\$ 12,000.00	0.0%
Interest	\$ 21,773.00	\$ 9,438.00	\$ 32,000.00	\$ 3,296.00	\$ 10,000.00	-68.8%
Refunds	\$ 95,304.00	\$ 101,967.00	\$ 90,000.00	\$ 15,636.00	\$ 90,000.00	0.0%
General	\$ 373.00	\$ 4,303.00	\$ 5,000.00	\$ 1,147.00	\$ 5,000.00	0.0%
TOTAL	\$ 331,102.00	\$ 217,188.00	\$ 219,000.00	\$ 65,846.00	\$ 197,000.00	-10.0%

TOTAL	\$ 3,708,860.00	\$ 3,551,329.00	\$ 3,586,057.00	\$ 384,126.00	\$ 3,559,057.00	-0.8%
--------------	-----------------	-----------------	-----------------	---------------	-----------------	-------

**BUDGET SUMMARY
CITY OF MOUNTAIN IRON
EXPENDITURES**

DEPARTMENT	2012 Budget	2013 Budget	Difference	Percent
City Council	\$ 26,000.00	\$ 26,000.00	-	0.0%
Administration	\$ 527,000.00	\$ 527,000.00	-	0.0%
Election	\$ 5,000.00	-	(5,000.00)	100.0%
Assessing	\$ 33,000.00	\$ 33,000.00	-	0.0%
Planning & Zoning	\$ 28,000.00	\$ 28,000.00	-	0.0%
Sheriffs	\$ 500,000.00	\$ 510,000.00	10,000.00	2.0%
Fire Protection	\$ 95,000.00	\$ 95,000.00	-	0.0%
Emergency Management	\$ 6,000.00	\$ 6,000.00	-	0.0%
Animal Control	\$ 23,500.00	\$ 23,500.00	-	0.0%
Streets	\$ 705,000.00	\$ 725,000.00	20,000.00	2.8%
Buildings	\$ 191,000.00	\$ 196,000.00	5,000.00	2.6%
Campground	\$ 54,500.00	\$ 54,500.00	-	0.0%
Recreation	\$ 213,000.00	\$ 213,000.00	-	0.0%
Government	\$ 250,300.00	\$ 250,300.00	-	0.0%
Library	\$ 145,000.00	\$ 145,000.00	-	0.0%
Transfers	\$ 783,757.00	\$ 726,757.00	(57,000.00)	-7.3%
Total	\$ 3,586,057.00	\$ 3,559,057.00	(27,000.00)	-0.8%

BUDGET
CITY OF MOUNTAIN IRON
GOVERNMENT OPERATIONS

CITY COUNCIL	2010		2011		2012		2013	
	ACTUAL	ACTUAL	ACTUAL	BUDGET	YTD	BUDGET	BUDGET	%
Council Salaries	\$ 20,400.00	\$ 20,400.00	\$ 20,400.00	\$ 20,400.00	\$ 10,200.00	\$ 20,400.00	\$ 20,400.00	0%
Other	\$ 4,428.00	\$ 2,380.00	\$ 5,600.00	\$ 5,600.00	\$ 3,025.00	\$ 5,600.00	\$ 5,600.00	0%
TOTAL	\$ 24,828.00	\$ 22,780.00	\$ 26,000.00	\$ 26,000.00	\$ 13,225.00	\$ 26,000.00	\$ 26,000.00	0%

ADMINISTRATION

Salaries	\$ 215,124.00	\$ 203,569.00	\$ 215,000.00	\$ 215,000.00	\$ 97,027.00	\$ 215,000.00	\$ 215,000.00	0%
Payroll Taxes	\$ 34,933.00	\$ 33,371.00	\$ 35,000.00	\$ 35,000.00	\$ 15,137.00	\$ 35,000.00	\$ 35,000.00	0%
Insurance-Group	\$ 67,370.00	\$ 64,046.00	\$ 70,000.00	\$ 70,000.00	\$ 29,494.00	\$ 70,000.00	\$ 70,000.00	0%
Insurance-General	\$ 34,296.00	\$ 35,632.00	\$ 60,000.00	\$ 60,000.00	\$ 2,345.00	\$ 60,000.00	\$ 60,000.00	0%
Independent Audit	\$ 18,700.00	\$ 19,900.00	\$ 20,000.00	\$ 20,000.00	-	\$ 20,000.00	\$ 20,000.00	0%
Engineering Fees	\$ 3,338.00	\$ 10,838.00	\$ 45,000.00	\$ 45,000.00	\$ 3,283.00	\$ 45,000.00	\$ 45,000.00	0%
Legal Fees	\$ 41,973.00	\$ 48,903.00	\$ 42,000.00	\$ 42,000.00	\$ 30,763.00	\$ 42,000.00	\$ 42,000.00	0%
Communications	\$ 16,244.00	\$ 26,746.00	\$ 15,000.00	\$ 15,000.00	\$ 12,130.00	\$ 15,000.00	\$ 15,000.00	0%
Supplies	\$ 4,902.00	\$ 4,999.00	\$ 5,000.00	\$ 5,000.00	\$ 1,240.00	\$ 5,000.00	\$ 5,000.00	0%
Operations	\$ 25,959.00	\$ 25,847.00	\$ 20,000.00	\$ 20,000.00	\$ 13,076.00	\$ 20,000.00	\$ 20,000.00	0%
TOTAL	\$ 462,839.00	\$ 473,851.00	\$ 527,000.00	\$ 527,000.00	\$ 204,495.00	\$ 527,000.00	\$ 527,000.00	0%

ELECTION

Salaries	\$ 2,520.00	\$ 248.00	\$ 3,000.00	\$ 3,000.00	\$ -	\$ -	\$ -	100%
Operations	\$ 1,734.00	\$ 22.00	\$ 2,000.00	\$ 2,000.00	\$ 608.00	\$ -	\$ -	100%
TOTAL	\$ 4,254.00	\$ 270.00	\$ 5,000.00	\$ 5,000.00	\$ 608.00	\$ -	\$ -	0%

2010 2011 2012 2011 2012

BUDGET
CITY OF MOUNTAIN IRON
GOVERNMENT OPERATIONS

ASSESSING	ACTUAL	ACTUAL	BUDGET	BUDGET	YTD	BUDGET	%
Contract Services	\$ 31,215.00	\$ 31,898.00	\$ 32,000.00	\$ 32,000.00	-	\$ 32,000.00	0%
Operations	\$ 255.00	\$ -	\$ 1,000.00	\$ 1,000.00	\$ 120.00	\$ 1,000.00	0%
TOTAL	\$ 31,470.00	\$ 31,898.00	\$ 33,000.00	\$ 33,000.00	\$ 120.00	\$ 33,000.00	0%

PLANNING & ZONING

Salaries	\$ 20,842.00	\$ 15,475.00	\$ 20,000.00	\$ 20,000.00	\$ 6,425.00	\$ 20,000.00	0%
Payroll Taxes	\$ 1,594.00	\$ 1,184.00	\$ 2,500.00	\$ 2,500.00	\$ 492.00	\$ 2,500.00	0%
Operations	\$ 6,222.00	\$ 5,170.00	\$ 5,500.00	\$ 5,500.00	\$ 2,001.00	\$ 5,500.00	0%
TOTAL	\$ 28,658.00	\$ 21,829.00	\$ 28,000.00	\$ 28,000.00	\$ 8,918.00	\$ 28,000.00	0%

ADMINISTRATION

TOTAL	\$ 552,049.00	\$ 550,628.00	\$ 619,000.00	\$ 619,000.00	\$ 227,366.00	\$ 614,000.00	-1%
--------------	---------------	---------------	---------------	---------------	---------------	---------------	-----

**BUDGET
CITY OF MOUNTAIN IRON
PUBLIC SAFETY**

POLICE PROTECTION	2010 ACTUAL	2011 ACTUAL	2012 BUDGET	2012 YTD	2013 BUDGET	%
Contract Services	\$ 450,000.00	\$ 504,592.00	\$ 490,000.00	\$ 245,002.00	\$ 500,000.00	2%
Other Expenditures	\$ 10,434.00	\$ 6,815.00	\$ 10,000.00	\$ 1,215.00	\$ 10,000.00	0%
TOTAL	\$ 460,434.00	\$ 511,407.00	\$ 500,000.00	\$ 246,217.00	\$ 510,000.00	2%

FIRE PROTECTION

Salaries	\$ 24,921.00	\$ 21,297.00	\$ 20,000.00	\$ 13,850.00	\$ 20,000.00	0%
Payroll Taxes	\$ 4,088.00	\$ 2,365.00	\$ 3,000.00	\$ 1,367.00	\$ 3,000.00	0%
Training	\$ 11,155.00	\$ 7,850.00	\$ 20,000.00	\$ 3,961.00	\$ 20,000.00	0%
Maintenance	\$ 16,364.00	\$ 4,603.00	\$ 11,000.00	\$ 4,120.00	\$ 11,000.00	0%
Operations	\$ 39,460.00	\$ 22,141.00	\$ 18,000.00	\$ 20,550.00	\$ 18,000.00	0%
Firemen's Relief	\$ 20,586.00	\$ 22,031.00	\$ 23,000.00	-	\$ 23,000.00	0%
TOTAL	\$ 116,574.00	\$ 80,287.00	\$ 95,000.00	\$ 43,848.00	\$ 95,000.00	0%

EMERGENCY MANAGEMENT

Plan Update	\$ -	\$ -	\$ 5,000.00	-	\$ 5,000.00	0%
Operations	\$ 25.00	\$ 25.00	\$ 1,000.00	-	\$ 1,000.00	0%
TOTAL	\$ 25.00	\$ 25.00	\$ 6,000.00	-	\$ 6,000.00	0%

ANIMAL CONTROL

Contract Services	\$ 18,000.00	\$ 18,960.00	\$ 23,000.00	\$ 9,480.00	\$ 23,000.00	0%
Operations	\$ 181.00	\$ 111.00	\$ 500.00	-	\$ 500.00	0%
TOTAL	\$ 18,181.00	\$ 19,071.00	\$ 23,500.00	\$ 9,480.00	\$ 23,500.00	0%

PUBLIC SAFETY

TOTAL	\$ 595,214.00	\$ 610,790.00	\$ 624,500.00	\$ 299,545.00	\$ 634,500.00	2%
--------------	---------------	---------------	---------------	---------------	---------------	----

BUDGET
CITY OF MOUNTAIN IRON
PUBLIC WORKS

STREETS	2010	2011	2012	2012	2013	%
	ACTUAL	ACTUAL	BUDGET	YTD	BUDGET	
Salaries	\$ 329,444.00	\$ 352,996.00	\$ 360,000.00	\$ 162,751.00	\$ 360,000.00	0%
Payroll Taxes	\$ 51,290.00	\$ 57,600.00	\$ 50,000.00	\$ 28,420.00	\$ 50,000.00	0%
Insurance-Group	\$ 134,266.00	\$ 108,762.00	\$ 125,000.00	\$ 48,727.00	\$ 125,000.00	0%
Utilities	\$ 63,613.00	\$ 57,711.00	\$ 55,000.00	\$ 25,513.00	\$ 55,000.00	0%
Maintenance	\$ 94,256.00	\$ 96,379.00	\$ 60,000.00	\$ 25,546.00	\$ 70,000.00	17%
Supplies	\$ 31,100.00	\$ 42,149.00	\$ 30,000.00	\$ 12,830.00	\$ 40,000.00	33%
Operations	\$ 11,964.00	\$ 54,438.00	\$ 25,000.00	\$ 33,498.00	\$ 25,000.00	0%
TOTAL	\$ 715,933.00	\$ 770,035.00	\$ 705,000.00	\$ 337,285.00	\$ 725,000.00	3%

BUILDINGS	2010	2011	2012	2012	2013	%
	ACTUAL	ACTUAL	BUDGET	YTD	BUDGET	
Salaries	\$ 60,114.00	\$ 60,604.00	\$ 65,000.00	\$ 35,051.00	\$ 65,000.00	0%
Payroll Taxes	\$ 10,124.00	\$ 10,356.00	\$ 11,000.00	\$ 6,180.00	\$ 11,000.00	0%
Insurance-Group	\$ 23,069.00	\$ 22,347.00	\$ 23,000.00	\$ 12,604.00	\$ 23,000.00	0%
Utilities	\$ 43,183.00	\$ 46,651.00	\$ 45,000.00	\$ 19,313.00	\$ 45,000.00	0%
Communications	\$ 1,510.00	\$ 2,169.00	\$ 2,000.00	\$ 1,317.00	\$ 2,000.00	0%
Supplies	\$ 50,030.00	\$ 27,143.00	\$ 25,000.00	\$ 8,761.00	\$ 25,000.00	0%
Operations	\$ 21,357.00	\$ 35,887.00	\$ 20,000.00	\$ 8,076.00	\$ 25,000.00	25%
TOTAL	\$ 209,387.00	\$ 205,157.00	\$ 191,000.00	\$ 91,302.00	\$ 196,000.00	3%

PUBLIC WORKS						
TOTAL	\$ 925,320.00	\$ 975,192.00	\$ 896,000.00	\$ 428,587.00	\$ 921,000.00	3%

BUDGET
CITY OF MOUNTAIN IRON
CULTURE AND RECREATION

CAMPGROUND	2010	2011	2012	2012	2013	%
	ACTUAL	ACTUAL	BUDGET	YTD	BUDGET	
Salaries	\$ 11,558.00	\$ 11,570.00	\$ 21,000.00	\$ 6,135.00	\$ 21,000.00	0%
Payroll Taxes	\$ 3,965.00	\$ 4,250.00	\$ 2,000.00	\$ 3,535.00	\$ 2,000.00	0%
Insurance-Group	\$ 323.00	\$ -	\$ 3,000.00	\$ 665.00	\$ 3,000.00	0%
Utilities	\$ 7,470.00	\$ 8,194.00	\$ 7,500.00	\$ 2,031.00	\$ 7,500.00	0%
Operations	\$ 18,732.00	\$ 13,138.00	\$ 20,000.00	\$ 4,098.00	\$ 20,000.00	0%
Advertising	\$ 300.00	\$ 300.00	\$ 1,000.00	\$ 147.00	\$ 1,000.00	0%
TOTAL	\$ 42,348.00	\$ 37,452.00	\$ 54,500.00	\$ 16,611.00	\$ 54,500.00	0%

RECREATION DEPARTMENT

Salaries	\$ 78,715.00	\$ 68,742.00	\$ 107,000.00	\$ 33,770.00	\$ 107,000.00	0%
Payroll Taxes	\$ 10,594.00	\$ 8,977.00	\$ 13,000.00	\$ 4,792.00	\$ 13,000.00	0%
Insurance-Group	\$ 27,153.00	\$ 19,936.00	\$ 25,000.00	\$ 11,221.00	\$ 25,000.00	0%
Utilities	\$ 9,452.00	\$ 10,525.00	\$ 11,000.00	\$ 4,543.00	\$ 11,000.00	0%
Maintenance	\$ 22,489.00	\$ 14,376.00	\$ 9,000.00	\$ 3,657.00	\$ 9,000.00	0%
Operations	\$ 32,794.00	\$ 24,996.00	\$ 22,000.00	\$ 5,796.00	\$ 22,000.00	0%
Baseball/Softball	\$ 5,045.00	\$ 3,521.00	\$ 6,000.00	\$ 5,879.00	\$ 6,000.00	0%
Special Events	\$ 17,733.00	\$ 18,640.00	\$ 20,000.00	\$ 9,437.00	\$ 20,000.00	0%
TOTAL	\$ 203,975.00	\$ 169,713.00	\$ 213,000.00	\$ 79,095.00	\$ 213,000.00	0%

LIBRARY

Salaries	\$ 55,111.00	\$ 62,547.00	\$ 80,000.00	\$ 36,740.00	\$ 80,000.00	0%
Payroll Taxes	\$ 9,136.00	\$ 9,921.00	\$ 12,000.00	\$ 5,789.00	\$ 12,000.00	0%
Insurance-Group	\$ 18,658.00	\$ 16,440.00	\$ 15,000.00	\$ 8,318.00	\$ 15,000.00	0%
Utilities	\$ 6,834.00	\$ 6,516.00	\$ 9,000.00	\$ 3,250.00	\$ 9,000.00	0%
Books	\$ 19,185.00	\$ 24,126.00	\$ 17,000.00	\$ 11,431.00	\$ 17,000.00	0%
Communications	\$ 2,043.00	\$ 2,089.00	\$ 5,000.00	\$ 1,225.00	\$ 5,000.00	0%
Operations	\$ 27,334.00	\$ 29,299.00	\$ 7,000.00	\$ 1,133.00	\$ 7,000.00	0%
TOTAL	\$ 138,301.00	\$ 150,938.00	\$ 145,000.00	\$ 67,886.00	\$ 145,000.00	0%

CULTURE AND RECREATION

TOTAL	\$ 384,624.00	\$ 358,103.00	\$ 412,500.00	\$ 163,592.00	\$ 412,500.00	0%
--------------	---------------	---------------	---------------	---------------	---------------	----

BUDGET
CITY OF MOUNTAIN IRON
GENERAL GOVERNMENT

GENERAL GOVERNMENT	2010	2011	2012	2012	2013	%
	ACTUAL	ACTUAL	BUDGET	YTD	BUDGET	
Cash Short and Over	\$ (13.00)	\$ 6.00	\$ 10.00	\$ (25.00)	\$ 10.00	0%
Cemeteries	\$ 6,000.00	\$ 9,000.00	\$ 9,000.00	\$ 9,000.00	\$ 9,000.00	0%
Retire/Pension Contrib.	\$ 146,662.00	\$ 86,329.00	\$ 130,000.00	\$ 75,525.00	\$ 130,000.00	0%
Public Expense	\$ 13,363.00	\$ 8,093.00	\$ 7,990.00	\$ 54.00	\$ 7,990.00	0%
Promotion and Tourism	\$ 4,264.00	\$ 4,291.00	\$ 3,000.00	\$ 1,332.00	\$ 3,000.00	0%
EMT Equipment	\$ 8,873.00	\$ 8,731.00	\$ 12,000.00	\$ 4,998.00	\$ 12,000.00	0%
Intergovernmental Coop	\$ 2,050.00	\$ -	\$ -	\$ -	\$ -	0%
Contribution - QCJRA	\$ 8,148.00	\$ 7,308.00	\$ 7,300.00	\$ 6,577.00	\$ 7,300.00	0%
Planning	\$ -	\$ -	\$ 5,000.00	\$ -	\$ 5,000.00	0%
Televise Meetings	\$ 16,715.00	\$ 17,450.00	\$ 10,000.00	\$ 13,900.00	\$ 10,000.00	0%
Hydrants	\$ 1,904.00	\$ 320.00	\$ 1,500.00	\$ -	\$ 1,500.00	0%
TCBDA	\$ 51,307.00	\$ 48,950.00	\$ 52,000.00	\$ 25,703.00	\$ 52,000.00	0%
Mineview in the Sky	\$ 2,500.00	\$ 2,500.00	\$ 2,500.00	\$ -	\$ 2,500.00	0%
Tax Abatement	\$ 10,000.00	\$ 10,000.00	\$ 10,000.00	\$ 500.00	\$ 10,000.00	0%
TOTAL	\$ 271,773.00	\$ 202,978.00	\$ 250,300.00	\$ 137,564.00	\$ 250,300.00	0%

TRANSFERS

Capital Improvement	\$ 388,409.00	\$ 530,411.00	\$ 368,757.00	\$ 184,379.00	\$ 311,757.00	-15%
Mining Effects	\$ 46,190.00	\$ 45,877.00	\$ 50,000.00	\$ -	\$ 50,000.00	0%
OPEB	\$ -	\$ 60,000.00	\$ -	\$ -	\$ -	0%
Debt Service	\$ 350,000.00	\$ 345,000.00	\$ 365,000.00	\$ 182,500.00	\$ 365,000.00	0%
TOTAL	\$ 784,599.00	\$ 981,288.00	\$ 783,757.00	\$ 366,879.00	\$ 726,757.00	-7%

GENERAL GOVERNMENT

TOTAL	\$ 1,056,372.00	\$ 1,184,266.00	\$ 1,034,057.00	\$ 504,443.00	\$ 977,057.00	-6%
-------	-----------------	-----------------	-----------------	---------------	---------------	-----

TOTAL EXPENDITURES

TOTAL EXPENDITURES	\$ 3,513,579.00	\$ 3,678,979.00	\$ 3,586,057.00	\$ 1,623,533.00	\$ 3,559,057.00	
--------------------	-----------------	-----------------	-----------------	-----------------	-----------------	--

BG'S Bar & Grill
P.O. Box 74
Virginia, MN 55792

To Whom It May Concern,

In behalf of the Tamaro wedding September 8, 2012, at the Mt. Iron Community Center, BG'S Bar & Grill respectfully request permission to have a bar, at which to serve alcoholic beverages.

All laws apply for the sale of alcohol to minors and will be enforced.

Thank You,

A handwritten signature in black ink, appearing to read 'G. Peterson', with a long horizontal flourish extending to the right.

Greg Peterson

BG'S Bar & Grill
P.O. Box 74
Virginia, MN 55792

To Whom It May Concern,

In behalf of the St. Michael's Chili Cook off, September 20, 2012, at the Mt. Iron Community Center, BG'S Bar & Grill respectfully request permission to have a bar, at which to serve alcoholic beverages.

All laws apply for the sale of alcohol to minors and will be enforced.

Thank You,

A handwritten signature in black ink, appearing to read 'G. Peterson', with a long horizontal stroke extending to the right.

Greg Peterson

BG'S Bar & Grill
P.O. Box 74
Virginia, MN 55792

To Whom It May Concern,

In behalf of the Hartline wedding October 8, 2012, at the Mt. Iron Community Center, BG'S Bar & Grill respectfully request permission to have a bar, at which to serve alcoholic beverages.

All laws apply for the sale of alcohol to minors and will be enforced.

Thank You,

A handwritten signature in black ink, appearing to read 'Greg Peterson', with a long horizontal flourish extending to the right.

Greg Peterson

COMMUNICATIONS
SEPTEMBER 4, 2012

1. Minnesota State Old Time Fiddle Contest, a thank you for the contribution and additional information regarding the contest.
2. Tri-Cities Biosolids Disposal Authority, forwarding the 2013 budget.
3. Biosolids Disposal Site Authority, forwarding the 2013 budget.

August 16, 2012

MSOTFC
PO Box 600
Virginia, MN 55792

Dear Mayor Skalko and Council Members

We wanted to thank you for the generous donation to the 31st annual Minnesota State Old Time Fiddle Contest, held for the first time in Mountain Iron on August 4, 2012. While we didn't know about the donation in time to print it in the program, we did acknowledge your contribution at both performances. Because of your donation we were able to afford some print and radio advertising.

We had thirty-three contestants, which was more than last year in Cotton. We figured we had just less than 400 audience members between the two shows. The contestants hailed from Ontario, Texas, Ohio, Wisconsin, Illinois, and Minnesota. Our youngest contestant was 7 years old, and our oldest was 71. Mary LaPlant of Grand Rapids was this year's Champion, which entitles her to compete at Nationals in Weiser, Idaho next spring. The surveys we got back from the contestants were extremely positive, so plans are in the works to make this a new Mountain Iron tradition. Perhaps we can have our event be part of Merritt Days.

Thanks again for the support of this endeavor.

Sincerely,

A handwritten signature in cursive script that reads "Sheila Wilcox". The signature is written in black ink and is positioned above the printed name of the signatories.

Sheila Wilcox and Holly Marie Weir, contest co-chairs

Tri-Cities Biosolids Disposal Authority

**413 Pierce Street
Eveleth, MN 55734
218.742.4626**

City of Eveleth

City of Gilbert

City of Mt. Iron

August 22, 2012

Honorable Mayor and City Council
City of Mt. Iron
City Hall
Mt. Iron, MN 55768

Mayor and Council,

At a regular meeting of the Tri-Cities Biosolids Disposal Authority (TCBDA) held August 22, 2012 the 2013 TCBDA budget was adopted with a total of \$84,700.00. Enclosed is a copy of the 2013 TCBDA budget.

The 2013 TCBDA budget will be funded per the Ordinance that established the TCBDA. Each City pays according to the percentage of loads they hauled compared to the total loads from all three cities during a period of July 1, 2011 to June 30, 2012.


Mt. Iron's share of the 2013 budget is \$20,243.30.

The first quarter of Mt. Iron's share of the 2013 budget will be billed in late December 2012.

It is hoped that this information is sufficient for determining your City's budget.

If you have any questions concerning this budget, please contact Tim Satrang or myself.

Sincerely,



John H. Seurer, Sec/Tres for the BDSA

Copy: Tim Satrang

2013 TCBDA Budget

* Employees Wages&Benefits	\$ 55,000.00
Insurance & Bond	3,000.00
Office& Administration	200.00
Fuel	8,000.00
Repair & Maintenance	2,000.00
Garage Expense	2,500.00
Professional Services	3,300.00
Truck Replacement	12,000.00
Communication Rental	<u>500.00</u>
Subtotal	86,500.00
less BDSA reimbursements	<u>1,800.00</u>
Total	\$ 84,700.00

* Employee's includes AplTech/ Site Mgr, Sec/Treas, Relief Driver, and City of Mt. Iron Bookkeeper.

The 2013 TCBDA budget will be funded per Ordinance that established the TCBDA. Each City pays according to the percentage of loads that they hauled, compared to the totals from all three Cities during a period of July 1, 2011 to June 30, 2012

<u>City</u>	<u>% of loads</u>	<u>Share of Budget</u>
Eveleth	42.4	\$ 35,912.80
Gilbert	33.7	28,543.90
Mt. Iron	<u>23.9</u>	<u>20,243.30</u>
Totals	100.0	\$ 84,700.00

Biosolids Disposal Site Authority

413 Pierce Street
Eveleth, MN 55734
218.742.4626

City of Eveleth

City of Gilbert

City of Virginia

City of Mt. Iron

August 22, 2012

Honorable Mayor and City Council
City of Mt. Iron
City Hall
Mt. Iron, MN 55768

Mayor and Council,

At a regular meeting of the Biosolids Disposal Authority (BDSA) held August 22, 2012 the BDSA budget was adopted with a total of \$35,400.00. Enclosed is a copy of the 2013 BDSA budget. Please note that there was no increase from the 2012 BDSA budget.

By Ordinance, this budget is to be funded by an annual per capita fee from each member City. At this time, the annual per capita fee for financing the 2013 budget was set at \$ 2.0704.


The 2010 census for the City of Mt Iron is 2,869 persons. Mt. Iron's share of the BDSA 2013 budget is \$ 5,940.03.

Mt. Iron's share of the 2013 budget will be billed in late December 2012.

It is hoped that this information is sufficient for determining your City's budget.

If you have any questions concerning this budget, please contact Tim Satrang or myself.

Sincerely,



John H. Seurer, Sec/Tres for the BDSA

Copy: Tim Satrang

2013 BDSA Budget

Site Superintendent	500.00
Sites and Road Maintenance	13,000.00
Snow Plowing	5,000.00
Professional Services	3,000.00
Sec/Treas and Office	1,900.00
Insurance & Bond	3,000.00
Site Permanent Improvements	<u>9,000.00</u>
Total	\$ 35,400.00

The 2013 BDSA Budget will be funded by an annual \$ 2.0704 per capita charge, per the Ordinance that established the BDSA. Each City's share is as follows:

<u>City</u>	<u>Population</u>	<u>Share of Budget</u>
Eveleth	3,718	7,697.81
Gilbert	1,799	3,724.68
Mt. Iron	2,869	5,940.03
Virginia	8,712	<u>18,037.48</u>
Totals	17,098	\$ 35,400.00

It was agreed that the City of Virginia should not have to pay for snow plowing as they do not haul in the winter. Virginia's share of the 2013 budget will be adjusted (reduced by 50.95%) of the actual 2012 snow plowing costs \$700.00.

Adjustment to Virginia's share is $\$700 \times 0.5095 = \$ 357$.

2013 BDSA Adjusted Share of Budget

<u>City</u>	<u>Population</u>	<u>Share of Budget</u>
Eveleth	3,718	7,697.81
Gilbert	1,799	3,724.68
Mt. Iron	2,869	5,940.03
Virginia	8,712	<u>17,680.48</u>
Totals	17,098	\$ 335,043.00